

# Want More Free Craft Templates?

Go To: [www.CraftingJeannie.com](http://www.CraftingJeannie.com)

I'm so glad you found [CraftingJeannie](http://CraftingJeannie.com). If you have any questions, suggestions or requests, please email me at [Jeannie@craftingjeannie.com](mailto:Jeannie@craftingjeannie.com). Check out my blog & social media for freebies, craft ideas and printables:

[CraftingJeannie.com](http://CraftingJeannie.com)

[Facebook](https://www.facebook.com/CraftingJeannie)

[Instagram](https://www.instagram.com/CraftingJeannie)

[Pinterest](https://www.pinterest.com/CraftingJeannie)

[Youtube](https://www.youtube.com/CraftingJeannie)

## TERMS OF USE

This product was created by [CraftingJeannie](http://CraftingJeannie.com)

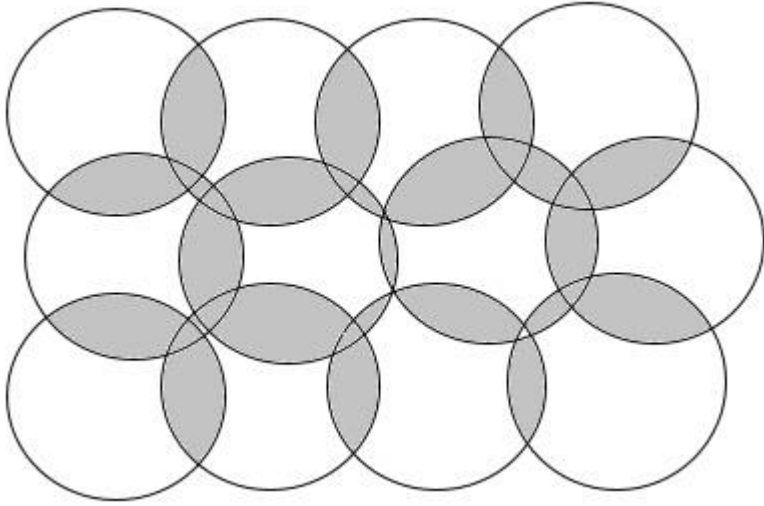
It's for PERSONAL USE ONLY. This item is also bound by copywrite laws and editing, redistributing, selling, or posting it (or any part thereof) on the internet is strictly forbidden and is an infringement of the Digital Millennium Copyright Act.

YOU CAN:	YOU CANNOT:
<ul style="list-style-type: none"><li>• Use this item for your personal use (I.e. with kids at home)</li><li>• Use this item for your classroom and/or with your students</li><li>• Send friends to the original post so they can download a copy of their own</li></ul>	<ul style="list-style-type: none"><li>• <b>Post this PDF on any website</b></li><li>• <b>Link directly to this PDF</b></li><li>• Give this item to others</li><li>• Copy this item for use by others</li><li>• Resell this file or any product that contains this content</li><li>• Copy or modify any parts of this file</li></ul>

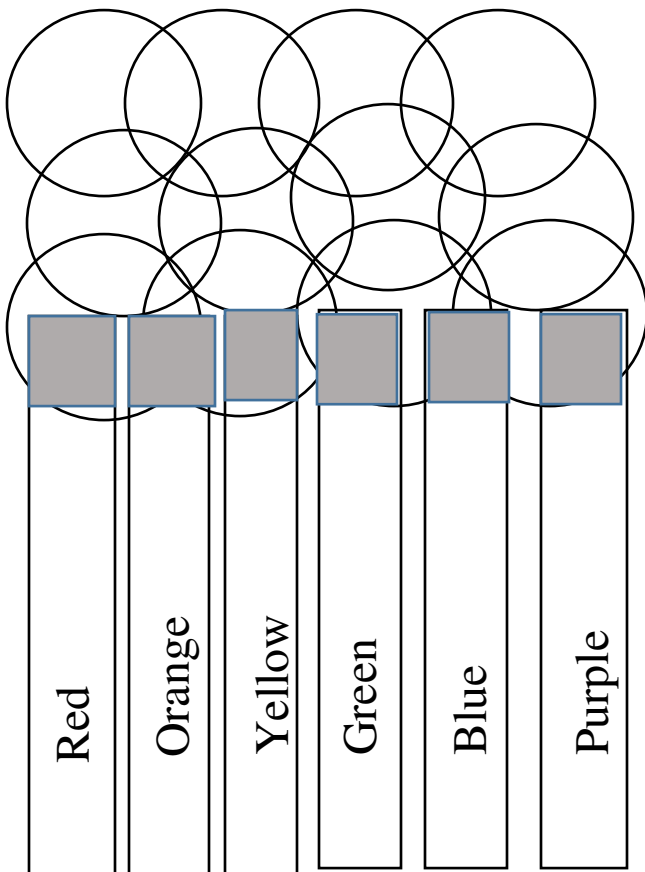


# Rainbow Craft

1. Arrange your circles into a cloud shape,
2. Put glue on shaded areas to stick circles together









3. Add color strips, put glue on shaded area




Optional Step

4. Glue on gold coins

Cloud- Print and staple to multiple sheets of white paper. Then cut.



Coins - Print and staple to multiple sheets of yellow paper. Then cut.



**For Super Large Rainbow Cloud-** Print and staple circle to multiple sheets of white paper. Then cut.

You will need 15 sheets of white paper, to make 15 cloud circles.

You will need 2 sheets of each color of construction paper cut in half for rainbow.

