

Want More Free Craft Templates?

Go To: www.CraftingJeannie.com

I'm so glad you found [CraftingJeannie](http://CraftingJeannie.com). If you have any questions, suggestions or requests, please email me at Jeannie@craftingjeannie.com. Check out my blog & social media for freebies, craft ideas and printables:

CraftingJeannie.com

[Facebook](https://www.facebook.com/CraftingJeannie)

[Instagram](https://www.instagram.com/CraftingJeannie)

[Pinterest](https://www.pinterest.com/CraftingJeannie)

[Youtube](https://www.youtube.com/CraftingJeannie)

TERMS OF USE

This product was created by [CraftingJeannie](http://CraftingJeannie.com)

It's for PERSONAL USE ONLY. This item is also bound by copywrite laws and editing, redistributing, selling, or posting it (or any part thereof) on the internet is strictly forbidden and is an infringement of the Digital Millennium Copyright Act.


YOU CAN:	YOU CANNOT:
<ul style="list-style-type: none">• Use this item for your personal use (I.e. with kids at home)• Use this item for your classroom and/or with your students• Send friends to the original post so they can download a copy of their own	<ul style="list-style-type: none">• Post this PDF on any website• Link directly to this PDF• Give this item to others• Copy this item for use by others• Resell this file or any product that contains this content• Copy or modify any parts of this file



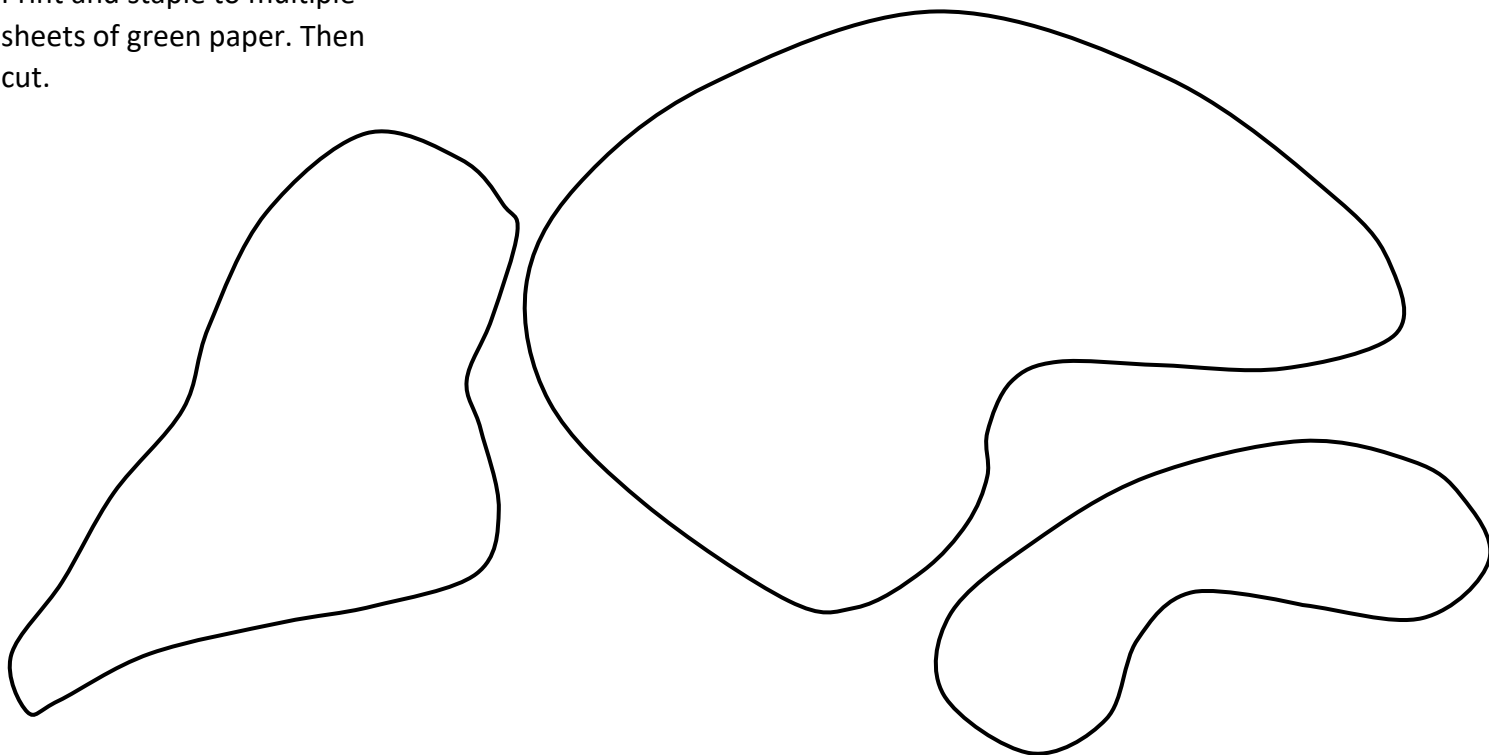
CraftingJeannie.com
Easy and fun kids crafts with templates

Heart Earth Template


Print and staple to multiple sheets of blue paper. Then cut.




Print and staple to multiple sheets of green paper. Then cut.



Cut out eyes, use googly eyes, or draw your own.



Print and staple to multiple sheets or pink or red paper. Then cut.



Extra Eyes

