

THANK YOU FOR YOUR Purchase!

I sincerely appreciate you spending your hard earned money on my products. And I'm so glad you found [CraftingJeannie](#). If you have any questions, suggestions or requests, please email me at Jeannie@craftingjeannie.com
Also, check out my blog & social media for freebies, ideas and printables:

[CraftingJeannie.com](#)

[Facebook](#)

[Instagram](#)

[Pinterest](#)

[Youtube](#)

TERMS OF USE

This product was created by [CraftingJeannie](#)

It's for PERSONAL USE ONLY. This item is also bound by copywrite laws and editing, redistributing, selling, or posting it (or any part thereof) on the internet is strictly forbidden and is an infringement of the Digital Millennium Copyright Act.

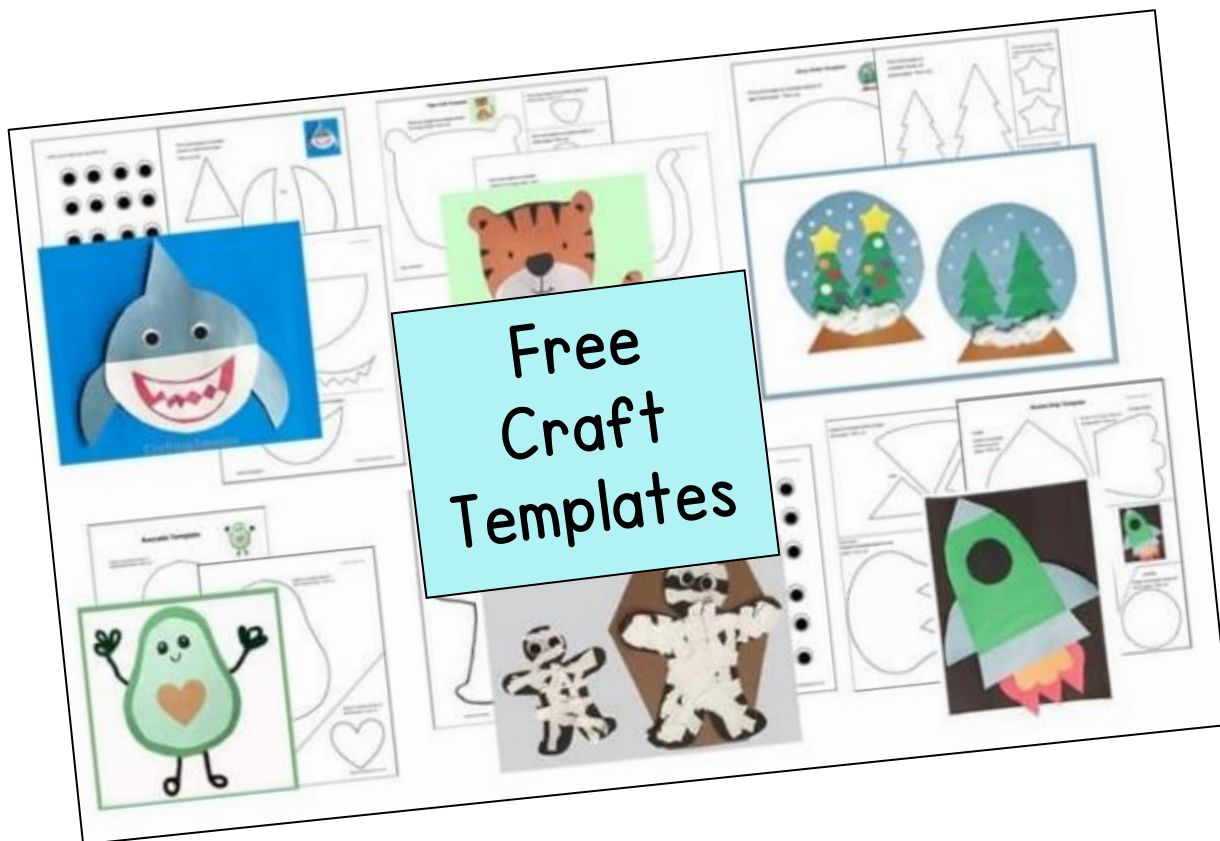
YOU CAN:	YOU CANNOT:
<ul style="list-style-type: none">• Use this item for your personal use (I.e. with kids at home)• Use this item for your classroom and/or with your students• Send friends to the original post so they can download a copy of their own	<ul style="list-style-type: none">• Post this PDF on any website• Link directly to this PDF• Give this item to others• Copy this item for use by others• Resell this file or any product that contains this content• Copy or modify any parts of this file



CraftingJeannie.com
Easy and fun kids crafts with *templates*



Want
FREE
Stuff?




Click here!
(CraftingJeannie.com)


Name _____

COUNTING


How many items do you see in each box? Color the correct number.




1 2 3



2 3 1



4 3 5




4 3 5

Name _____


COUNTING

How many items do you see in each box? Color the correct number.




A box containing 8 maracas. There are 3 maracas in the top row, 3 in the middle row, and 2 in the bottom row.

8 7 6




A box containing 9 flowers arranged in a 3x3 grid. Each flower has a red petal border, a yellow center, and a blue dot in the middle.

7 8 9



A box containing 7 donkeys. There are 3 donkeys in the top row, 3 in the middle row, and 1 in the bottom row.

6 7 9





A box containing 6 guitars arranged in two rows of three. Each guitar has a yellow body with colorful floral patterns and a teal neck.

7 6 10

Name: _____

Smallest



Circle the smallest object in each group.



Name: _____

Largest







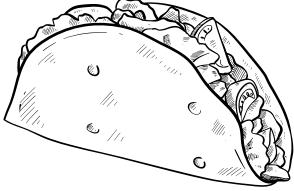














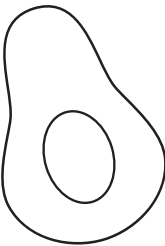

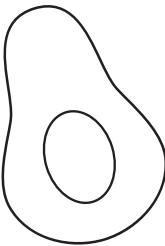

Circle the largest object in each group.








Name: _____

What Comes Next?

Can you complete each Pattern? Cut and glue

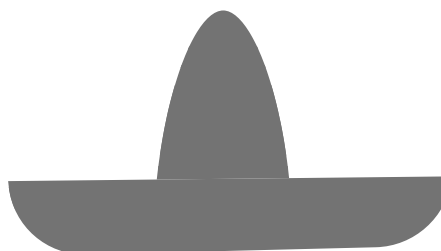





					
					
					
					
					



				
---	---	---	--	---





Name: _____

Draw a line from each items to its matching shadow.



Name: _____





Draw a line from each items to its matching shadow.



Name: _____

COLOR MATCHING


Connect the pictures to the box with their matching color.



Name: _____

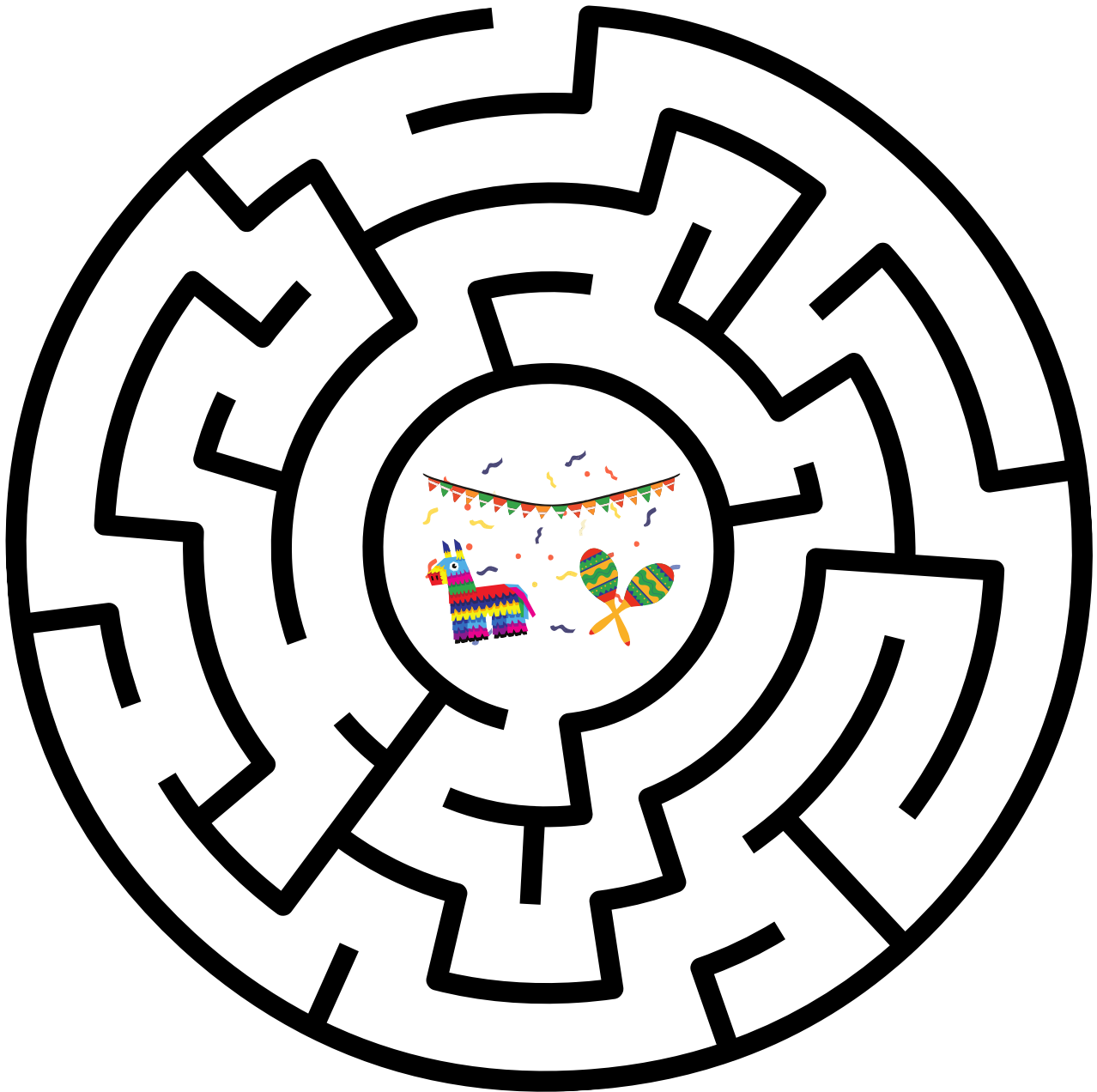
Let's Count!

Write the missing number on the empty avocados.



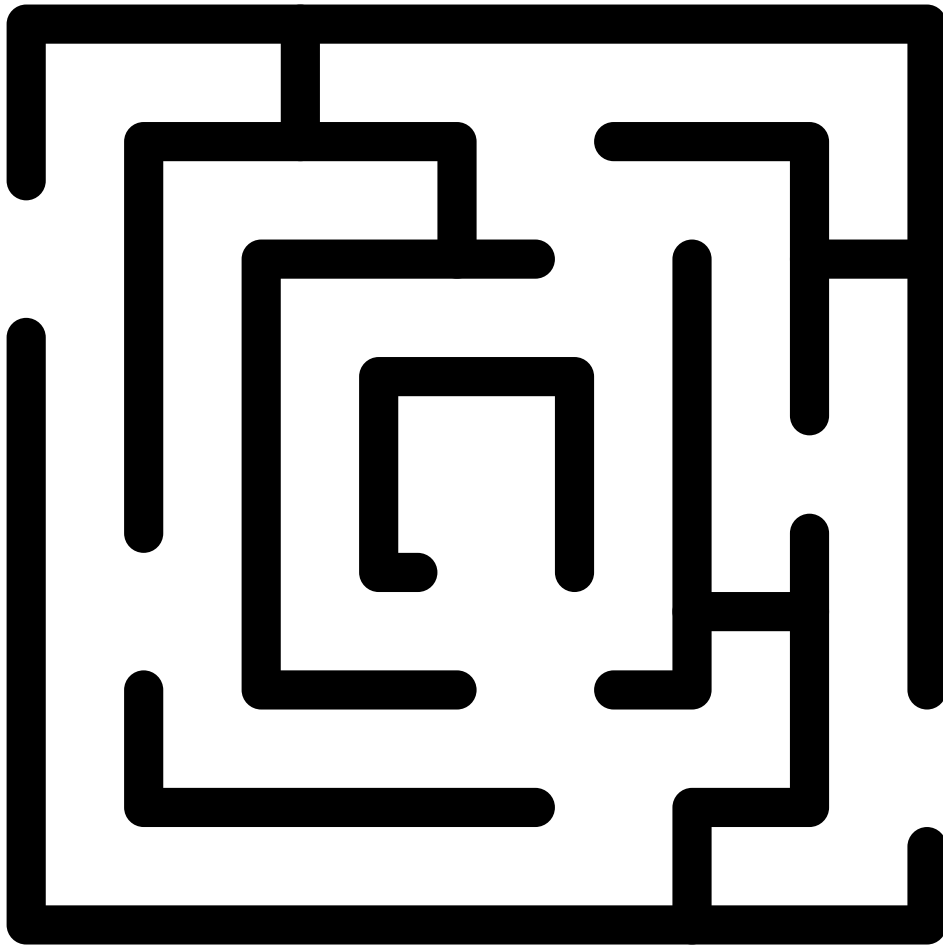


Name: _____

Can you help the woman get to the fiesta?



Name: _____

Can you help the avocado get to the chips?




Name: _____

Beginning Sounds


Circle the letter for the 'beginning sound' of each item.




f i l



b r c



j t m



a p d

Name: _____

Look for the following words. Circle the words as you find them.

☐ taco

☐ bird

☐ party

☐ hat

☐ chip



h	a	t	n	p
t	a	c	o	a
v	g	d	a	r
c	h	i	p	t
b	i	r	d	y

Name: _____



ALPHABET ORDER

Fill in the missing letters.







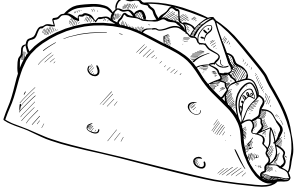














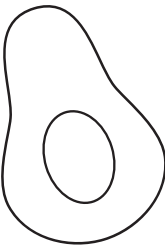

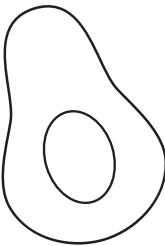

A	B		D		F
G	H	I		K	
M			P	Q	R
	T	U	V		X
	Z				








Name: _____

What Comes Next?

Can you complete each Pattern? Cut and glue

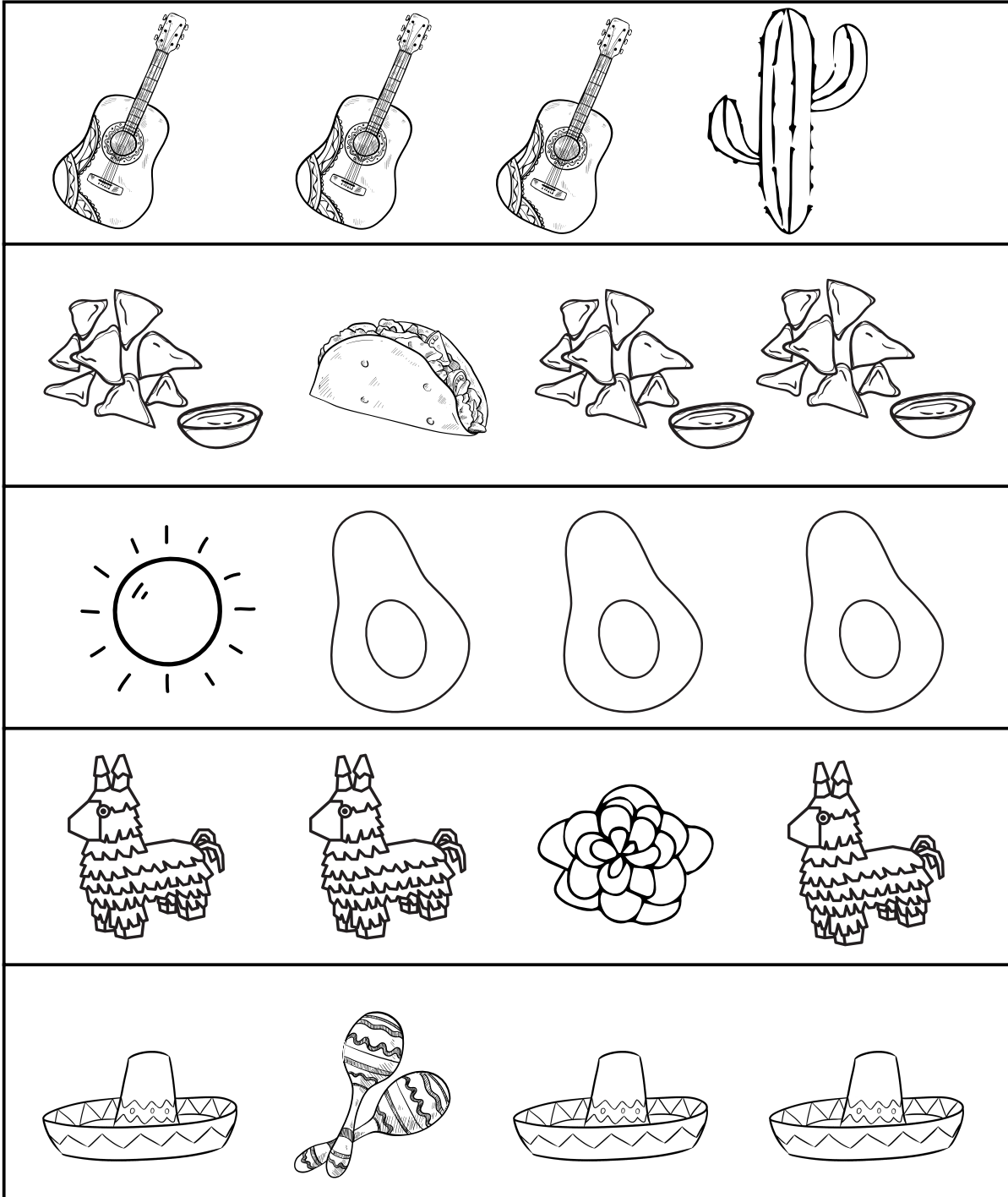


				
---	---	---	--	---

Name: _____

SAME AND DIFFERENT

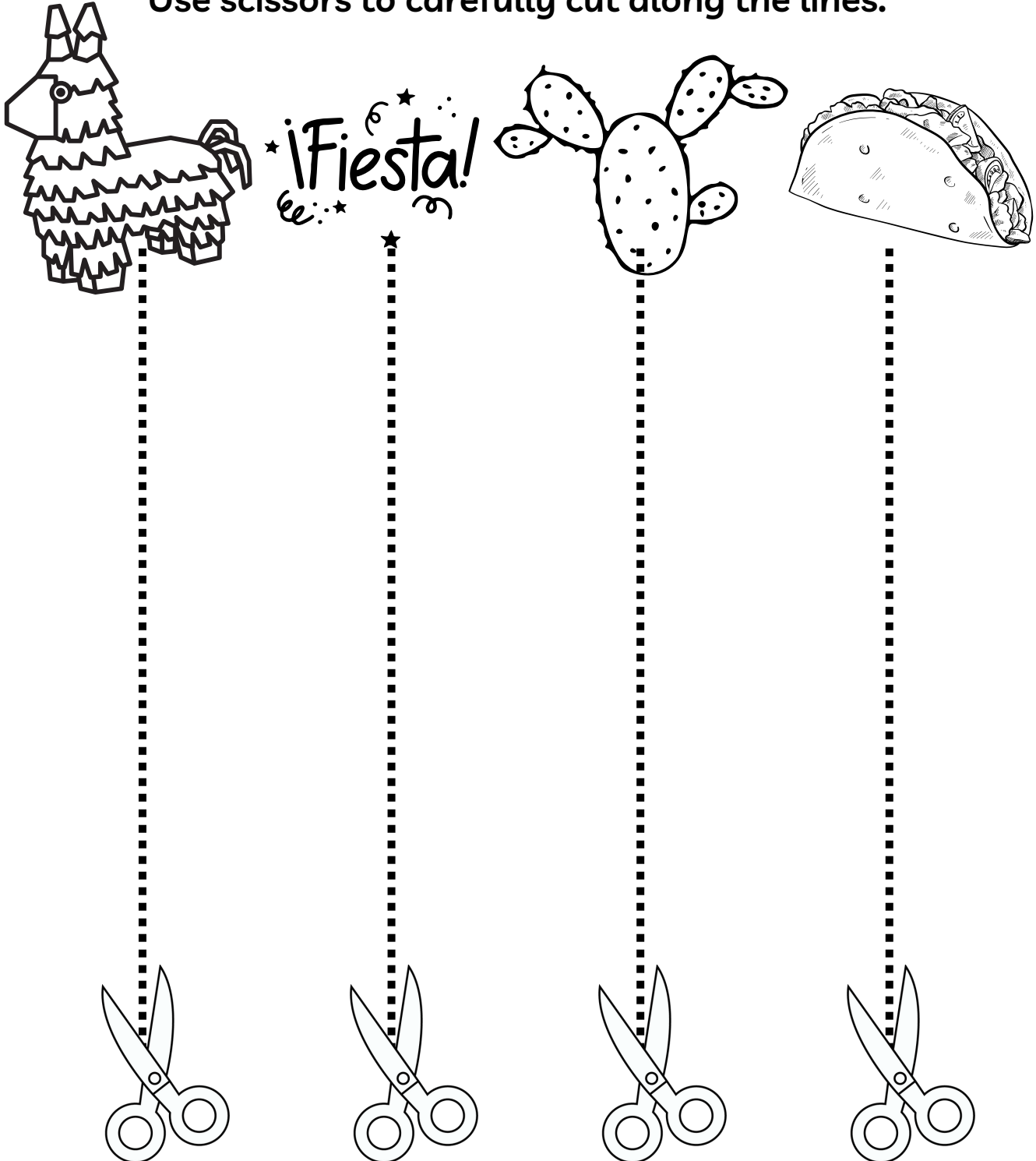
Color the picture that is different in each row.



Name: _____

CUTTING PRACTICE






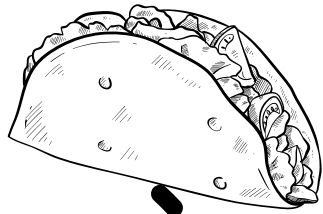

Use scissors to carefully cut along the lines.



Name: _____

CUTTING PRACTICE

Use scissors to carefully cut along the lines.



Name: _____

Read and Match

Cut and paste the picture to match each word family -an.

pan


can

van

man

ran

fan



Name: _____

Read and Match

Cut and paste the picture to match each word family -at.

cat

mat

bat

rat

sat

hat



Name: _____

Counting by 5s to 100

Count by fives by pasting the missing numbers in the boxes to complete the sequence.



5		15	20	
	35	40		50
55		65	70	
80			95	

45	90	75	85	30
100	40	25	10	60