

# Classic American Flag Craft

Check out this simple American Flag! This easy flag craft is great for Memorial Day, Independence Day, Labor Day, Veterans Day, or Any day! Teach your kids how to say the Pledge of Allegiance while making this craft. You can pair this craft with the book [Our Pledge, Our Promise by Sheri Wall](#).




## Materials

- American Flag Craft Template (below)
- colored copy paper, colored cardstock, or construction paper
- scissors (good pair)
- stapler
- glue sticks

# Print the Template and Cut Out the Craft Shapes

Once you have the template printed, separate the pages based on the final craft color. Then, staple each template to multiple sheets of construction paper and cut out all of the shapes you need.



[CraftingJeannie.com](http://CraftingJeannie.com)

**Did you know, you can staple together 10 pieces of copy paper and cut out 10 shapes at a time?!** That's my **SECRET** to fast & easy crafting.

Stapling the paper is very important because it makes sure it doesn't move as you cut. The more staples the better. Cardstock is the thickest so you may only be able to cut 5 sheets at a time.

**Tip:** While you're cutting, if you've cut off all parts of the pages that have staples, make sure to re-staple the sheets that are left.

## **Pieces needed for each flag:**

- 1 sheet of white paper
- 1 blue square
- 6 white stars
- 3 long red strips,
- 3 short red strips



[CraftingJeannie.com](http://CraftingJeannie.com)

# How to Assemble




**I recommend having a flag that is already put together so the children can see what the final version will look like.**

1. Glue the blue rectangle onto the upper left hand corner of the white paper.
2. Glue the white stars onto the blue rectangle.
3. Glue on the red stripes. Make sure to leave white space between your red stripes.
4. Don't forget to write your name on the back!

**And you're finished!**

## FLAG CRAFT


Print and staple to multiple sheets of blue paper. Then cut.



For each flag you will need:  
1 blue rectangle, 6 white stars,  
3 long red strips & 3 short red  
strips.



Print and staple to multiple sheets of  
white paper. Then cut.



Print and staple to multiple sheets of  
red paper. Then cut.

