

THANK YOU FOR YOUR Purchase!

I sincerely appreciate you spending your hard earned money on my products. And I'm so glad you found **CraftingJeannie**. If you have any questions, suggestions or requests, please email me at Jeannie@craftingjeannie.com

Also, check out my blog & social media for freebies, ideas and printables:

CraftingJeannie.com

[Facebook](https://www.facebook.com/CraftingJeannie)

[Instagram](https://www.instagram.com/CraftingJeannie)

[Pinterest](https://www.pinterest.com/CraftingJeannie)

[Youtube](https://www.youtube.com/CraftingJeannie)

TERMS OF USE

This product was created by **CraftingJeannie**

It's for PERSONAL USE ONLY. This item is also bound by copywrite laws and editing, redistributing, selling, or posting it (or any part thereof) on the internet is strictly forbidden and is an infringement of the Digital Millennium Copyright Act.

YOU CAN:	YOU CANNOT:
<ul style="list-style-type: none">• Use this item for your personal use (I.e. with kids at home)• Use this item for your classroom and/or with your students• Send friends to the original post so they can download a copy of their own	<ul style="list-style-type: none">• Post this PDF on any website<ul style="list-style-type: none">• Link directly to this PDF• Give this item to others• Copy this item for use by others<ul style="list-style-type: none">• Resell this file or any product that contains this content• Copy or modify any parts of this file



CraftingJeannie.com
Easy and fun kids crafts with templates

Credits:



Halloween Bingo


Directions

1. Decide if you will play color or black & white. Then, print a set of boards - 1 board for each child that will be playing.
2. Print and cut the corresponding calling cards. **NOTE: The black & white game has a few different pictures than the color. Make sure to print the correct calling cards for the game you will be playing.**
3. Children can use bingo chips or just a crayon to mark an "X" over the squares as you call them.
4. Call one item at a time.
5. Play traditional BINGO (horizontal, vertical, or diagonal line wins) or if you need a longer game, play to fill entire cards.
6. Have as many winners as you like or give out new boards and play again.
7. Have fun!

Color Bingo Calling Cards



Black & White Calling Cards



B

I

N

G

O



B

I

N

G

O



B

I

N

G

O



B

I

N

G

O



B

I

N

G

O



B

I

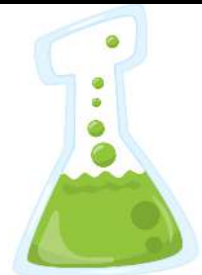
N

G

O



Free!



B

I

N

G

O



B

I

N

G

O



B

I

N

G

O



B

I

N

G

O



B

I

N

G

O



B

I

N

G

O



B

I

N

G

O



B

I

N

G

O



B

I

N

G

O



B

I

N

G

O



B

I

N

G

O




B

I

N

G


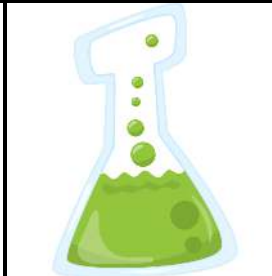
O



BOOO



Free!



B

I

N

G

O



B

I

N

G

O



B

I

N

G

O



B

I

N

G

O



B

I

N

G

O



BOO



Free!



B

I

N

G

O



B

I

N

G

O



B

I

N

G

O



B

I

N

G

O

				
				
		Free!		
				
				

B

I

N

G

O



B

I

N

G

O



B

I

N

G

O



B

I

N

G

O




B

I

N

G

O




B

I


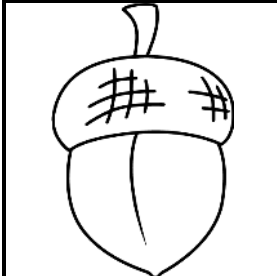





N

G

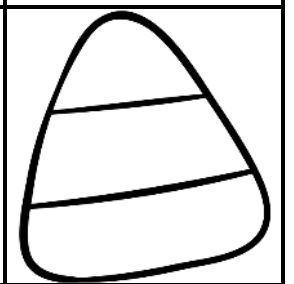









O



Boo!



Free!



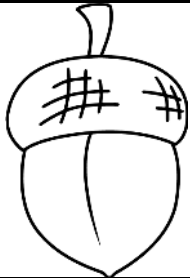


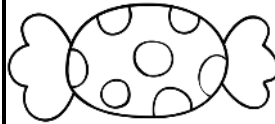




B

I

N




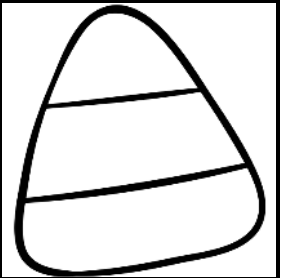
G

O



Free!

Boo!










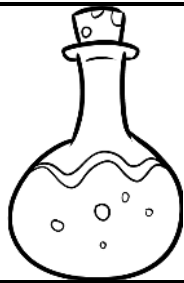

B

I




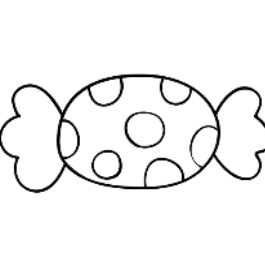


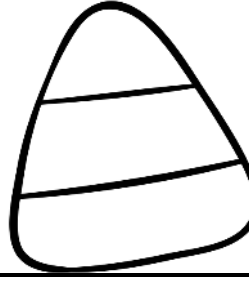
N

G

O



Free!



Boo!



B

I

N

G

O












B

I

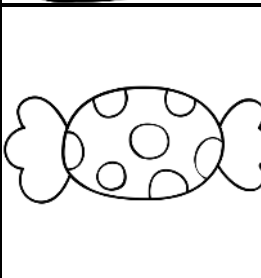

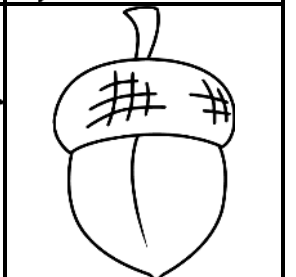

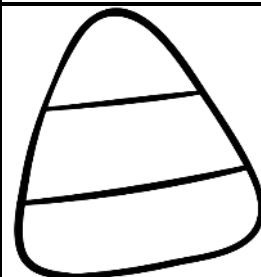


N

G


O



Free!



Boo!



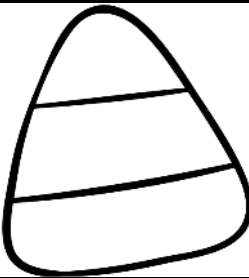






B

I

N

G



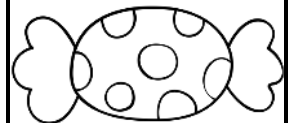

O



Free!



Boo!









B

I



N

G

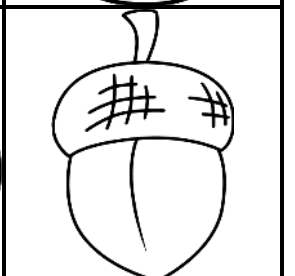







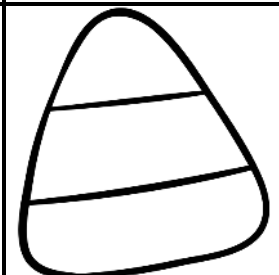



O



Boo!



Free!



B

I

N

G

O




B

I

N

G

O



B

I

N

G

O




B

I

N

G

O



B

I

N

G

O



B

I

N

G

O






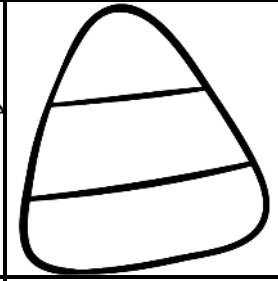




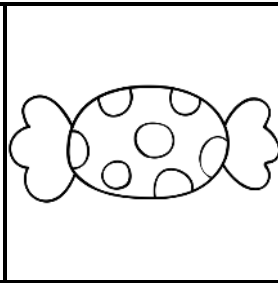

B

I


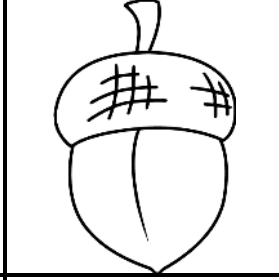
N

G








O



Free!



Boo!



B

I

N

G

O




B

I

N

G

O



B

I

N

G

O




B

I

N

G

O




B

I

N

G

O



B

I

N

G

O




B

I

N

G

O







B

I


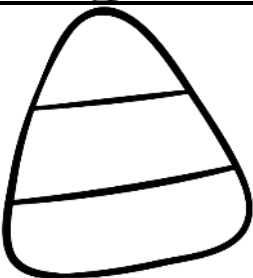


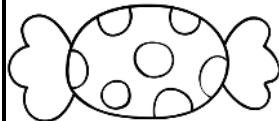

N

G


O



Free!



Boo!




B

I

N

G

O



B

I

N

G

O




B

I

N

G

O




B

I

N

G

O




B

I

N

G

O



B

I

N

G

O

