

# THANK YOU FOR YOUR Purchase!

I sincerely appreciate you spending your hard earned money on my products. And I'm so glad you found [CraftingJeannie](#). If you have any questions, suggestions or requests, please email me at [Jeannie@craftingjeannie.com](mailto:Jeannie@craftingjeannie.com)  
Also, check out my blog & social media for freebies, ideas and printables:

[CraftingJeannie.com](#)

[Facebook](#)

[Instagram](#)

[Pinterest](#)

[Youtube](#)

## TERMS OF USE

This product was created by [CraftingJeannie](#)

It's for PERSONAL USE ONLY. This item is also bound by copywrite laws and editing, redistributing, selling, or posting it (or any part thereof) on the internet is strictly forbidden and is an infringement of the Digital Millennium Copyright Act.

YOU CAN:	YOU CANNOT:
<ul style="list-style-type: none"><li>• Use this item for your personal use (I.e. with kids at home)</li><li>• Use this item for your classroom and/or with your students</li><li>• Send friends to the original post so they can download a copy of their own</li></ul>	<ul style="list-style-type: none"><li>• <b>Post this PDF on any website</b></li><li>• <b>Link directly to this PDF</b></li><li>• Give this item to others</li><li>• Copy this item for use by others</li><li>• Resell this file or any product that contains this content</li><li>• Copy or modify any parts of this file</li></ul>

Credits:

[thesalarias.uk](http://thesalarias.uk)



**CraftingJeannie.com**  
Easy and fun kids crafts with *templates*



Free  
Coloring  
Pages

CraftingJeannie.com

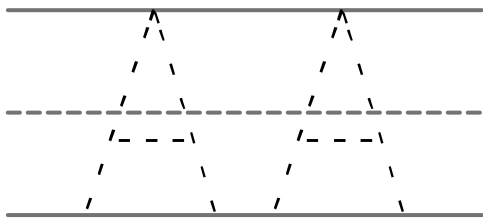
A collage of various free craft templates. In the center is a light blue box with the text "Free Craft Templates" in a bold, black, sans-serif font. Surrounding this box are several different craft projects and their templates. Top left: A blue shark with a wide, toothy grin on a blue background. Top center: A tiger's face with orange and black stripes on a green background. Top right: Two circular Christmas tree templates with green trees, yellow stars, and snowflakes on a blue background. Bottom left: A green, bean-like character with a heart on its chest and stick arms/legs on a green background. Bottom center: Two white, fluffy animal-like figures on a grey background. Bottom right: A green rocket ship with orange and yellow flames on a black background. Various other templates like stars, hearts, and geometric shapes are scattered around the main projects.

**Click here!**  
**(CraftingJeannie.com)**

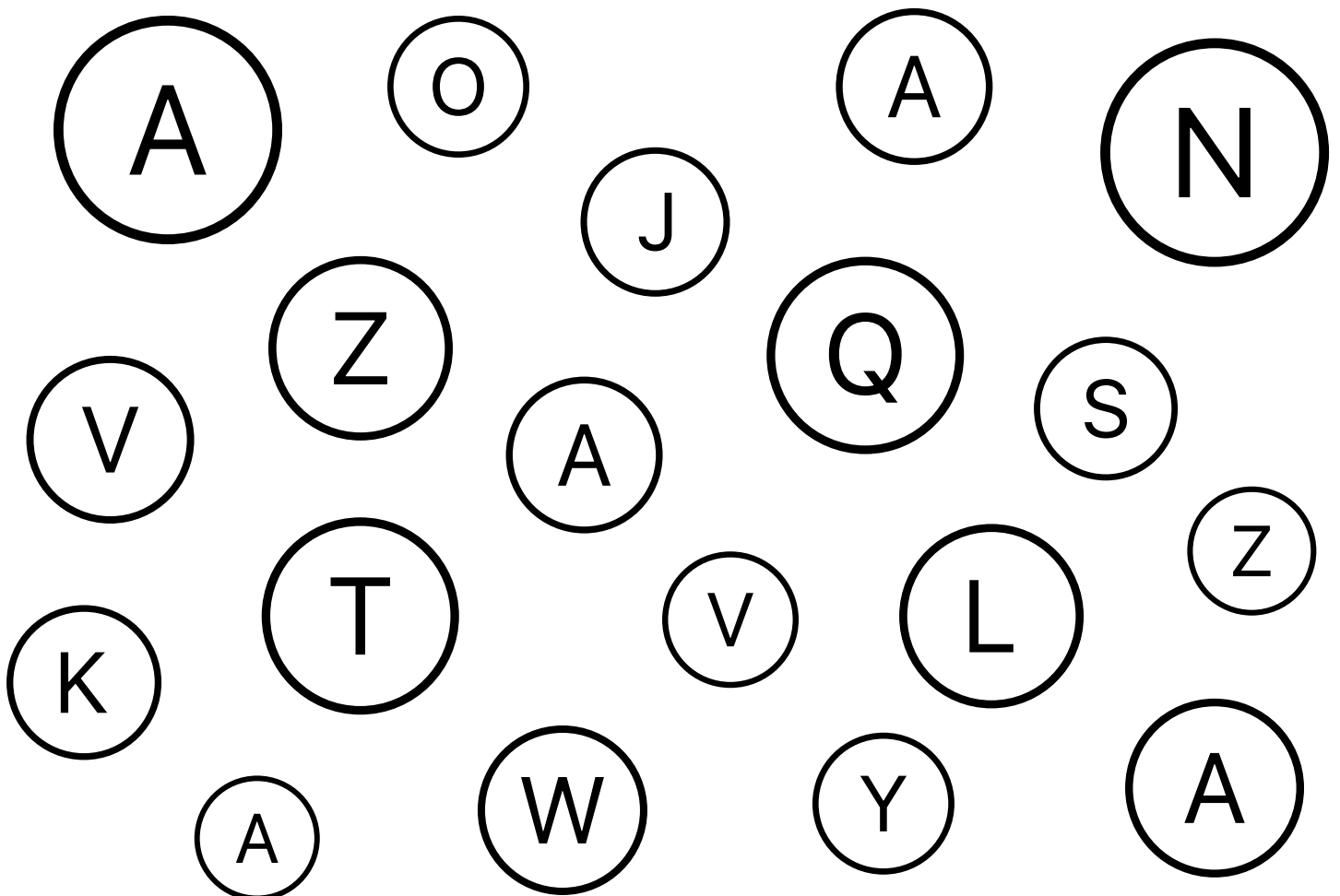

**(CraftingJeannie.com)**

Name: \_\_\_\_\_



DIRECTIONS: TRACE THE LETTERS. THEN COLOR THE CIRCLES THAT HAVE THE LETTER YOU TRACED.



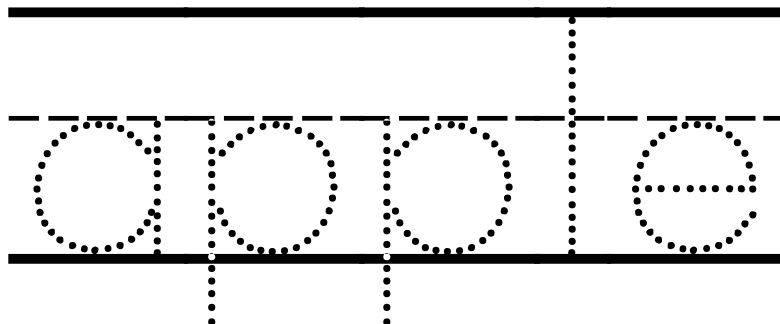
is for  
Apple



Name: \_\_\_\_\_



**is for**






Name: \_\_\_\_\_

# Learning Our Letters

**A**

**is for**



**Aa**

Aa Aa Aa Aa

**Aa**

Aa Aa Aa Aa

**at**

at at at at

**all**


all all all all

**and**



and and and and




Name: \_\_\_\_\_



one




two




Name: \_\_\_\_\_


3




three



4




four




Name: \_\_\_\_\_


5




five





6


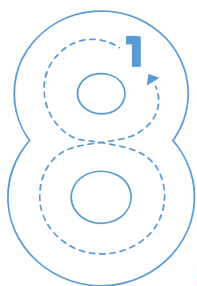



six






seven




eight




Name: \_\_\_\_\_


9




nine




10



ten



# Label the Apple



leaf

stem

seed


skin

flesh



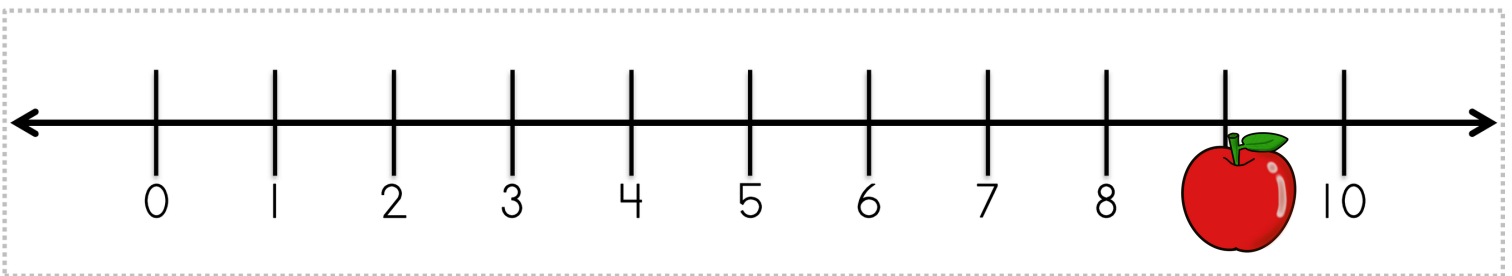
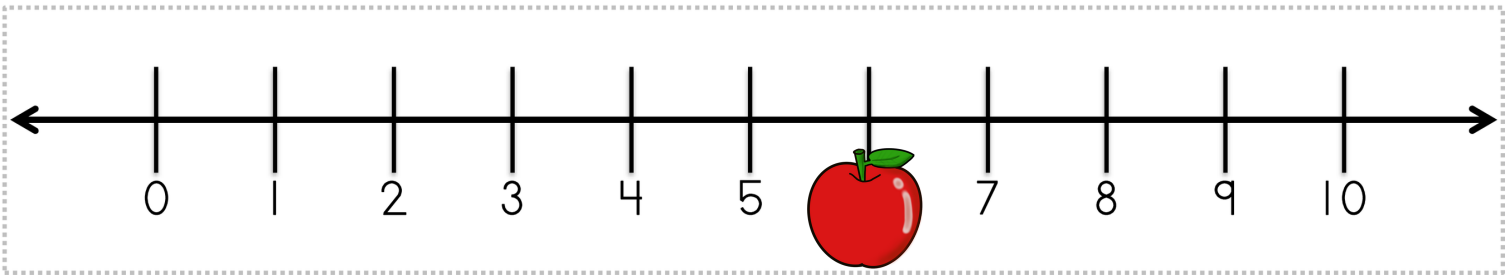
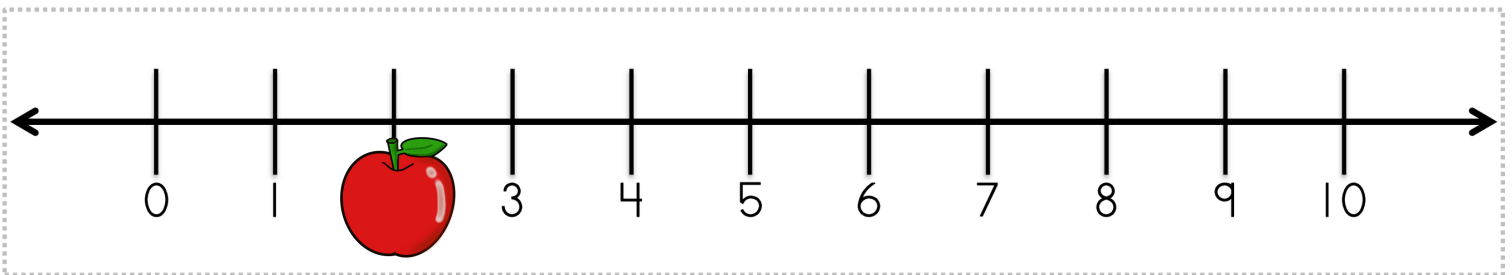
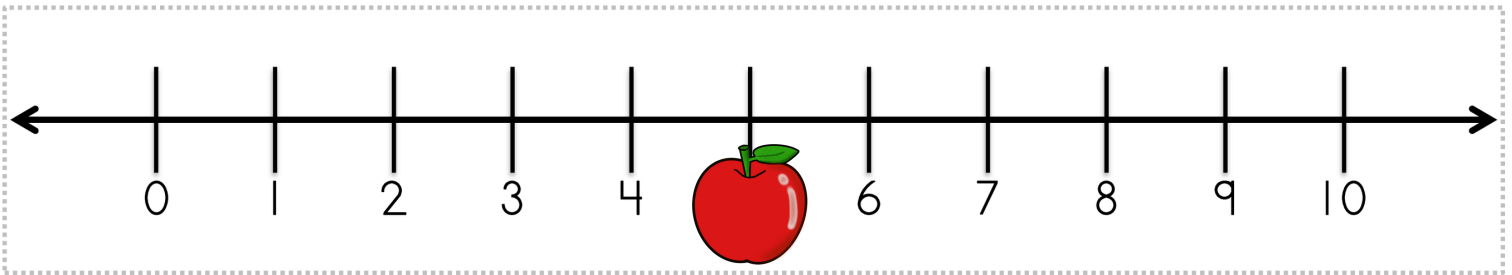
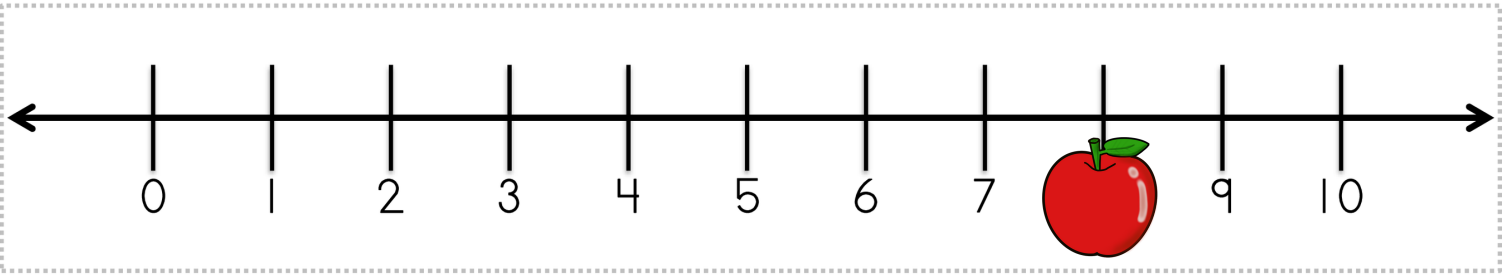
# Answers

---




Name: \_\_\_\_\_

**Write the missing number**




Name: \_\_\_\_\_

# Finding the Sum




Name: \_\_\_\_\_

# Finding the Sum




Name: \_\_\_\_\_

Color all of the apples with the number 2



Name: \_\_\_\_\_

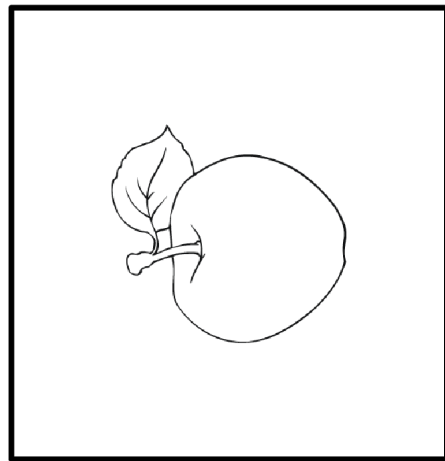
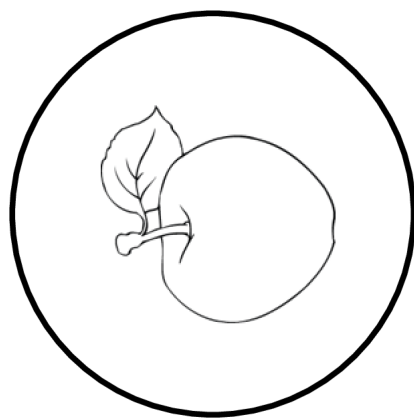
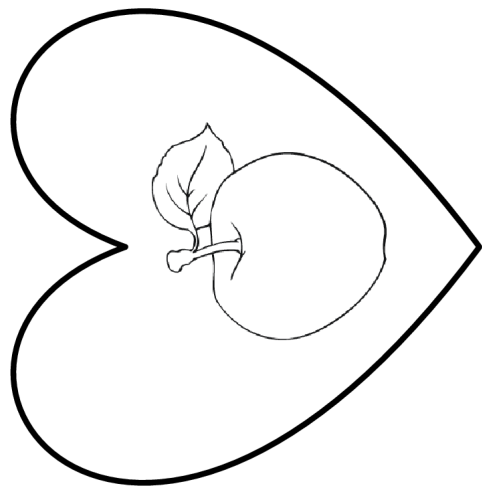
Color all of the apples with the number 3



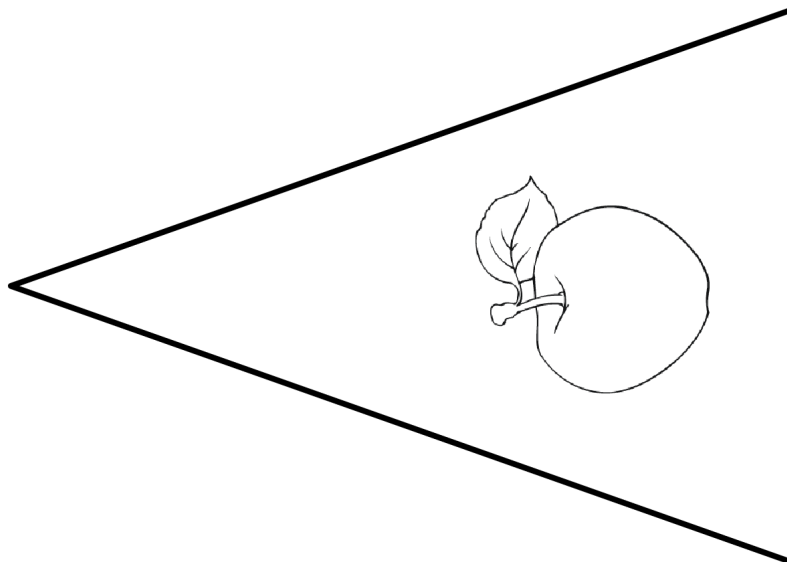
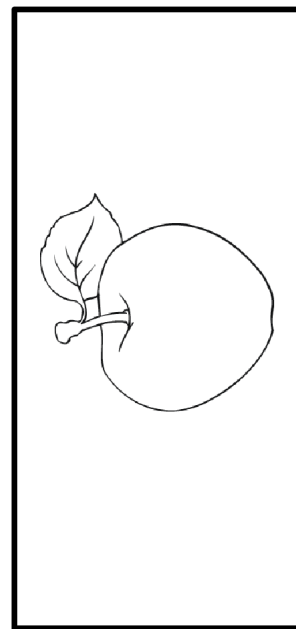
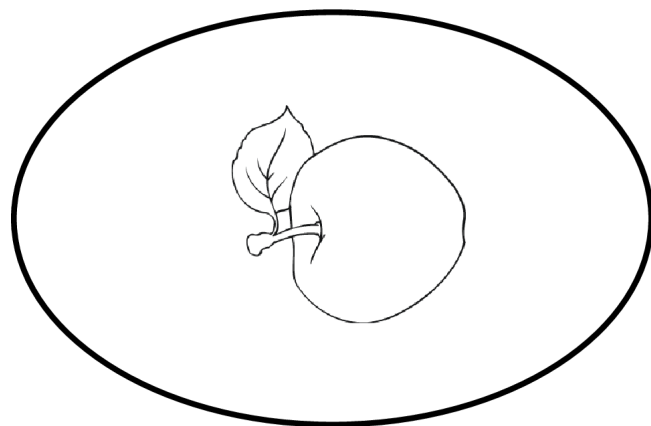
Name: \_\_\_\_\_

































1. Color the apple in the rectangle brown.
2. Color the apple in the oval yellow.
3. Color the apple in the square red.
4. Color the apple in the circle orange.
5. Color the apple in the triangle green.
6. Color the apple in the heart pink.



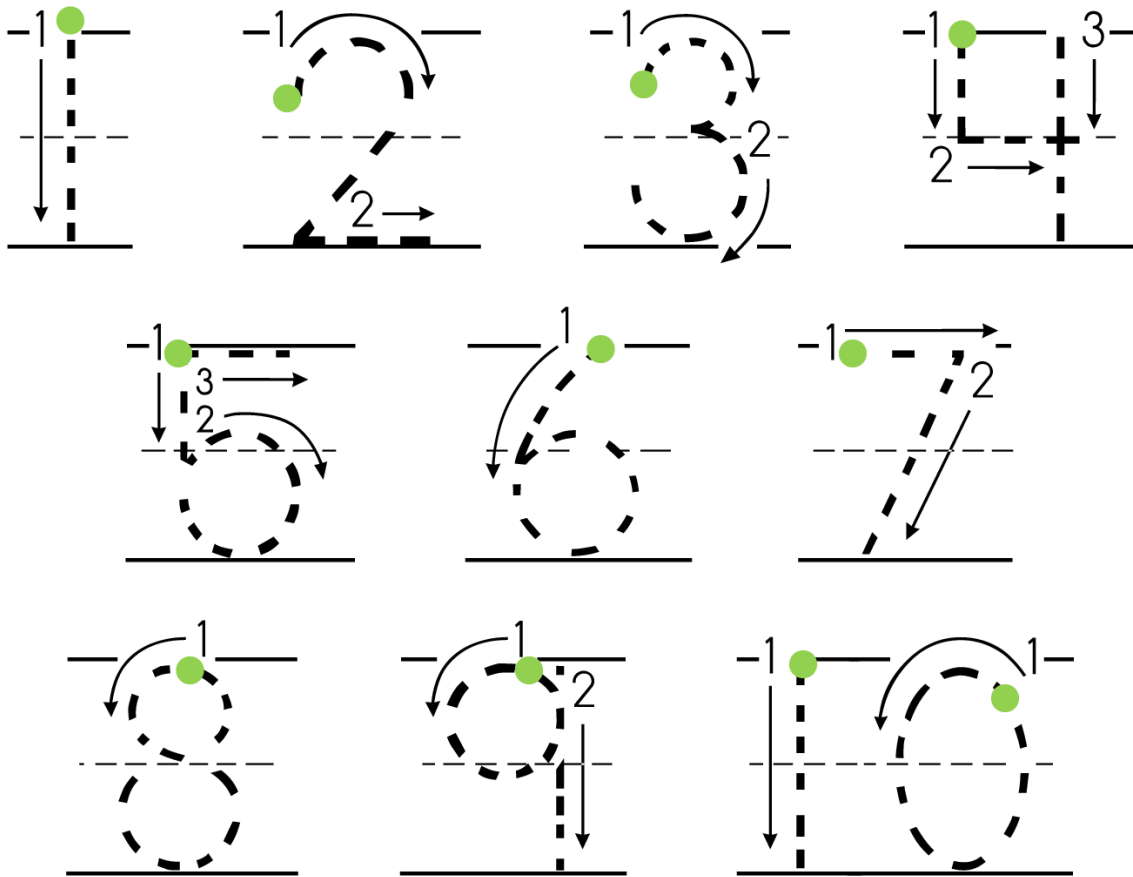
Name: \_\_\_\_\_

Count and write the correct number:

					How many apples?
					How many pies?
					How many apples?
					
					How many girls?
					How many apples?
					

Name: \_\_\_\_\_


Practice tracing numbers, start on the green dot:



Count to help the apple get to the basket:




1	2	3	4	5
6	7	8	9	10
11	12	13	14	15
16	17	18	19	20
21	22	23	24	25
26	27	28	29	30



# Opposite Cards


SMALL




FULL




BIG



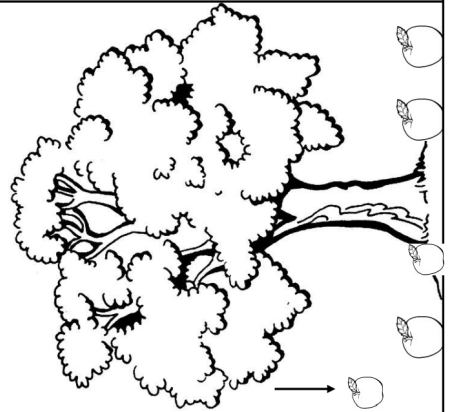
EMPTY




SUNSHINE




DOWN



RAIN




UP



# COLOR BY NUMBER

NAME: \_\_\_\_\_

DATE: \_\_\_\_\_



NAME:.....

