

# THANK YOU FOR YOUR Purchase!

I sincerely appreciate you spending your hard earned money on my products. And I'm so glad you found [CraftingJeannie](#). If you have any questions, suggestions or requests, please email me at [Jeannie@craftingjeannie.com](mailto:Jeannie@craftingjeannie.com)  
Also, check out my blog & social media for freebies, ideas and printables:

[CraftingJeannie.com](#)

[Facebook](#)

[Instagram](#)

[Pinterest](#)

[Youtube](#)

## TERMS OF USE

This product was created by [CraftingJeannie](#)

It's for PERSONAL USE ONLY. This item is also bound by copywrite laws and editing, redistributing, selling, or posting it (or any part thereof) on the internet is strictly forbidden and is an infringement of the Digital Millennium Copyright Act.

YOU CAN:	YOU CANNOT:
<ul style="list-style-type: none"><li>• Use this item for your personal use (I.e. with kids at home)</li><li>• Use this item for your classroom and/or with your students</li><li>• Send friends to the original post so they can download a copy of their own</li></ul>	<ul style="list-style-type: none"><li>• <b>Post this PDF on any website</b></li><li>• <b>Link directly to this PDF</b></li><li>• Give this item to others</li><li>• Copy this item for use by others</li><li>• Resell this file or any product that contains this content</li><li>• Copy or modify any parts of this file</li></ul>



[CraftingJeannie.com](#)  
Easy and fun kids crafts with *templates*



Free  
Coloring  
Pages

CraftingJeannie.com

A collage of various free craft templates. In the center is a light blue box with the text "Free Craft Templates" in a bold, black, sans-serif font. Surrounding this box are several different craft projects and their templates. Top left: A blue shark with a wide, toothy grin on a blue background. Top right: A Christmas tree on a snowy base, with a circular template showing the tree and stars. Middle left: A green avocado character with a heart on its chest and arms raised. Middle right: A green rocket ship with orange and yellow flames. Bottom left: A white penguin character with black spots and a red scarf. Bottom right: A white penguin character with black spots and a red scarf. Other templates include a tiger's face, a heart, and various geometric shapes like stars and circles.










**Click here!**  
**(CraftingJeannie.com)**

**(CraftingJeannie.com)**

Name \_\_\_\_\_

# Fall Matching




Color the items in each row that are of the same size.



Name: \_\_\_\_\_

# FALL COUNTING

Count each picture and write the number of each below.








Name: \_\_\_\_\_

Date: \_\_\_\_\_

# AUTUMN COUNT

**Instructions:** Count each item, then tally them into the boxes below:








				

Name: \_\_\_\_\_

# FALL COUNT AND GRAPH

Count the number of each shape and color it in on the graph.



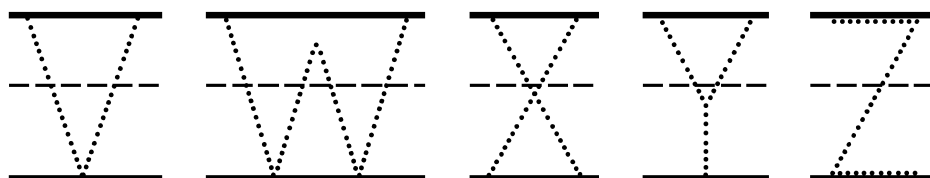
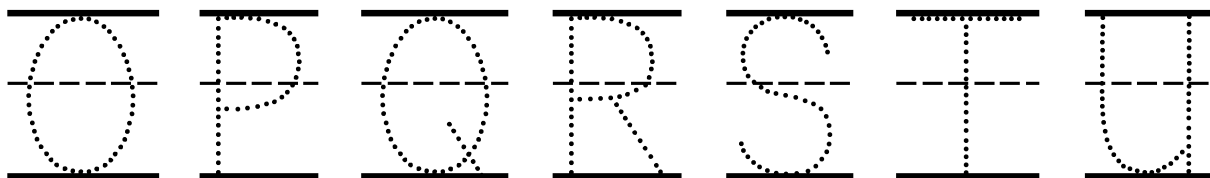
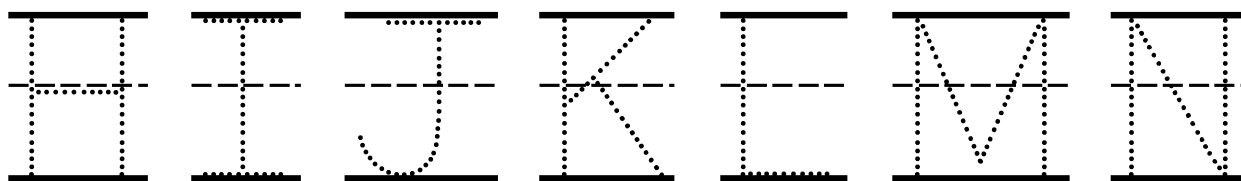
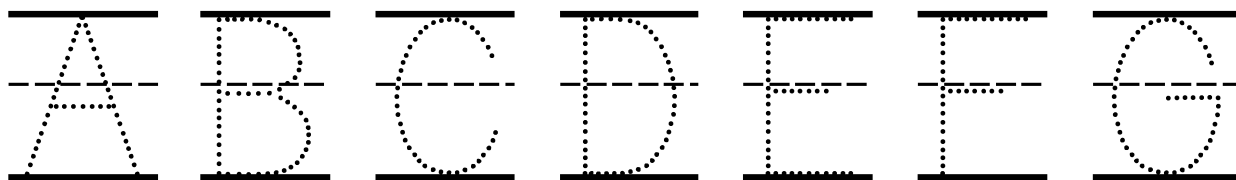
			

Name \_\_\_\_\_


## MR. SCARECROW

Help Mr. Scarecrow write his letters below.

When finished color the scarecrow and the  
back and practice your writing.



Name: \_\_\_\_\_



























scarecrow




Name:

ABC LOWERCASE APPLES


Practice your lowercase letter writing in the apples below. When finished color the apples that contain vowels using the color green.



Name: \_\_\_\_\_



# AUTUMN WORD SEARCH



X	E	I	L	E	A	V	E	S	S	C
S	T	I	R	T	U	I	L	O	P	O
E	A	R	E	F	T	O	W	E	Y	O
E	N	E	E	C	U	E	S	F	E	L
R	R	T	N	D	M	H	U	A	L	E
T	E	O	R	A	N	G	E	E	L	R
E	B	R	M	C	B	R	S	L	O	E
R	I	L	L	O	U	G	H	O	W	L
A	H	L	T	R	D	I	I	U	M	W
B	A	E	E	N	F	O	X	R	L	E
F	S	E	A	N	I	K	P	M	U	P

AUTUMN

ORANGE

RED

HIBERNATE

FALL

COOLER

YELLOW

FOX

LEAVES








ACORN

BARE TREES

LEAF

Name: \_\_\_\_\_





















# FALL PATTERNS




Name: \_\_\_\_\_

# WHAT COMES NEXT?





Color, cut & paste Thanksgiving items below to complete the patterns on the left.



Name: \_\_\_\_\_


# Autumn Addition



Name: \_\_\_\_\_

# Counting Leaves


Count the leaves and write it down in the box




Name: \_\_\_\_\_

## Let's Count the Flowers


Take a look at the flower pictures below. Count and write down the number of flowers in each pot.




$$1 + 2 = \dots\dots\dots$$




$$1 + 1 = \dots\dots\dots$$



$$3 + 2 = \dots\dots\dots$$



$$4 + 1 = \dots\dots\dots$$




$$2 + 3 = \dots\dots\dots$$


Name: \_\_\_\_\_

# Fall Counting


Count the items in each box and color the correct answer.




6 2 9




1 3 2




8 5 4



6 5 7



3 4 9



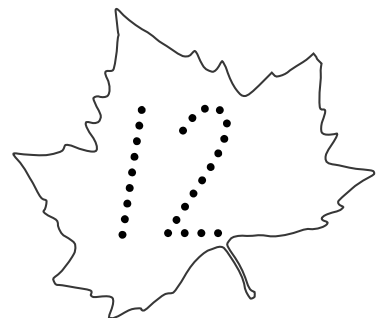
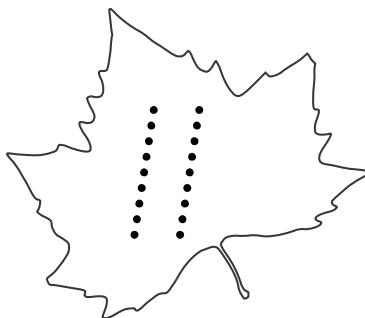
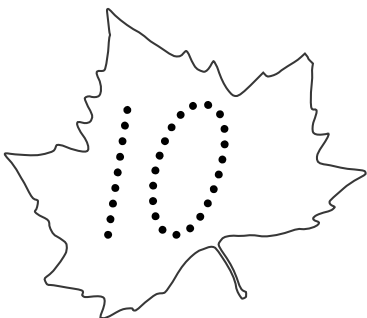
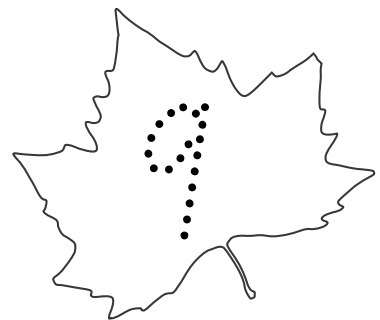
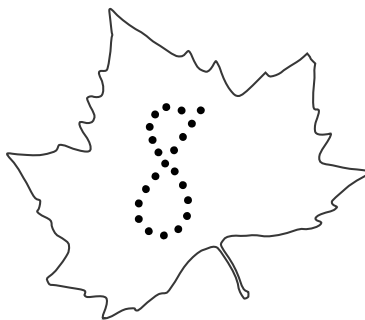
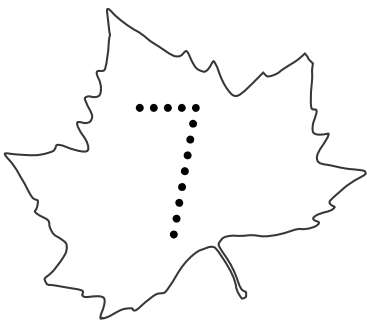
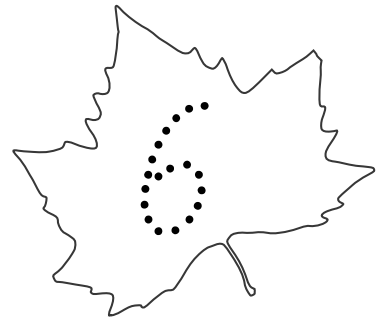
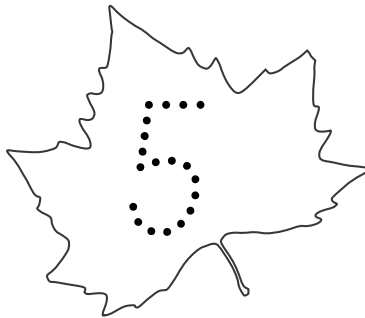
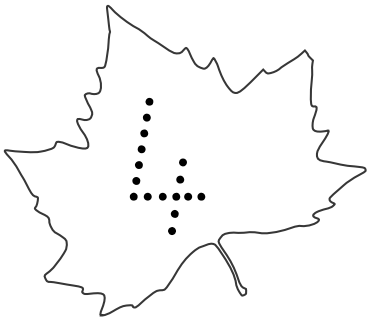
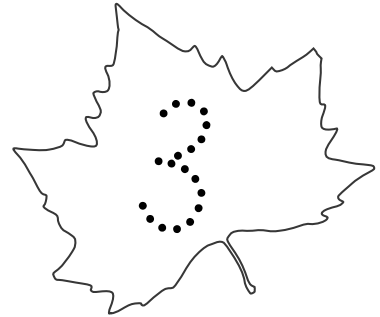
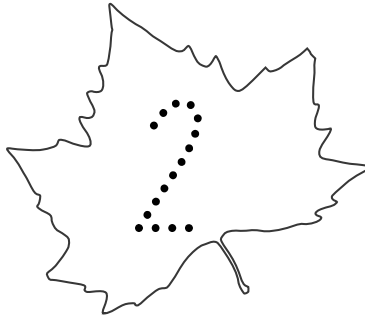
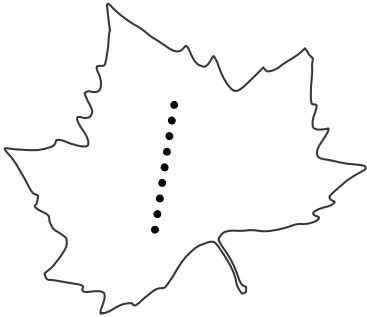
1 8 4



Name \_\_\_\_\_

## Fall Leaf Counting

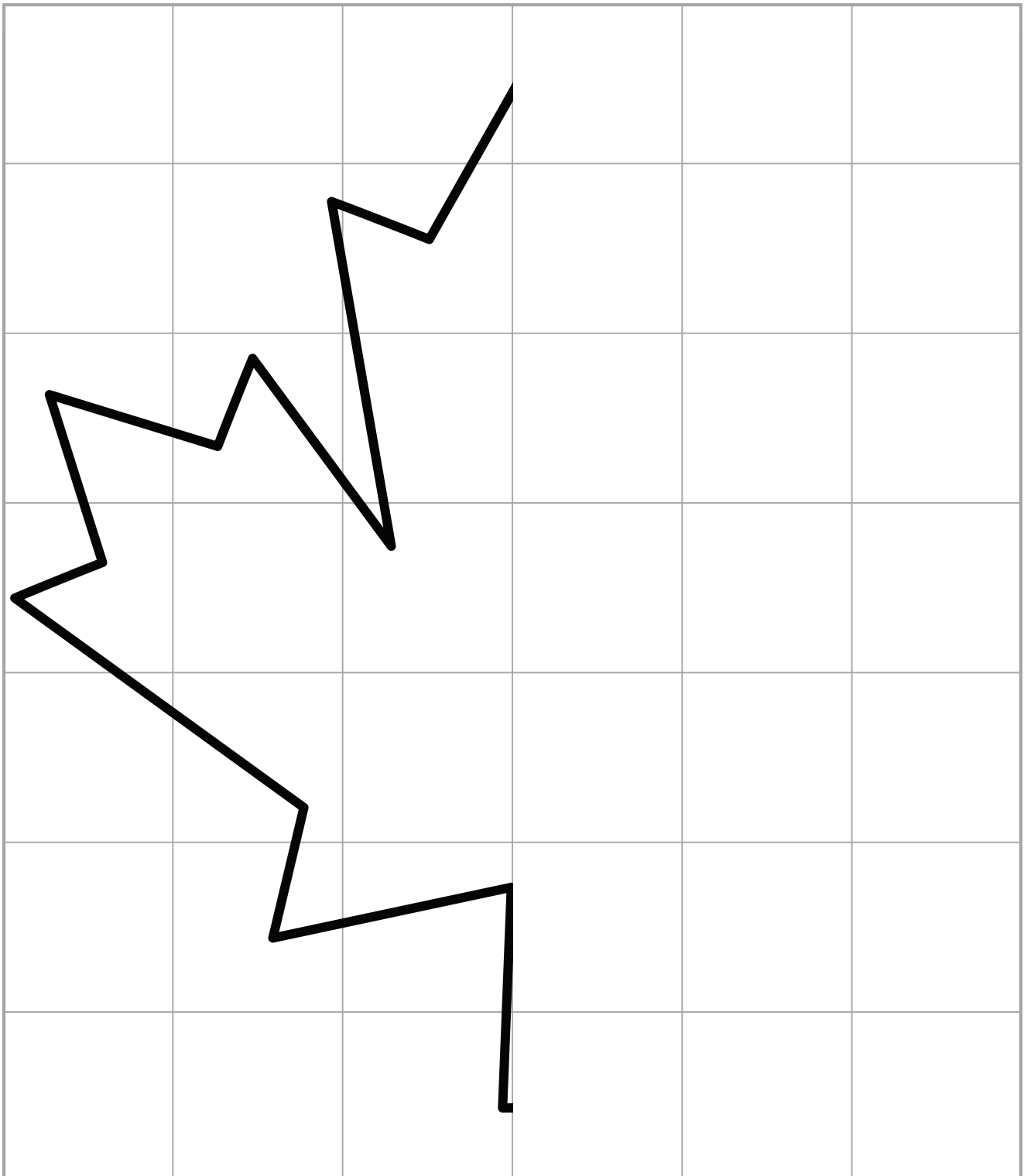
Practice writing the numbers 1 through 12 on the leaves below. When finished color the leaves using fall colors if time permits.



Name: \_\_\_\_\_

# AUTUMN SYMMETRY DRAWING

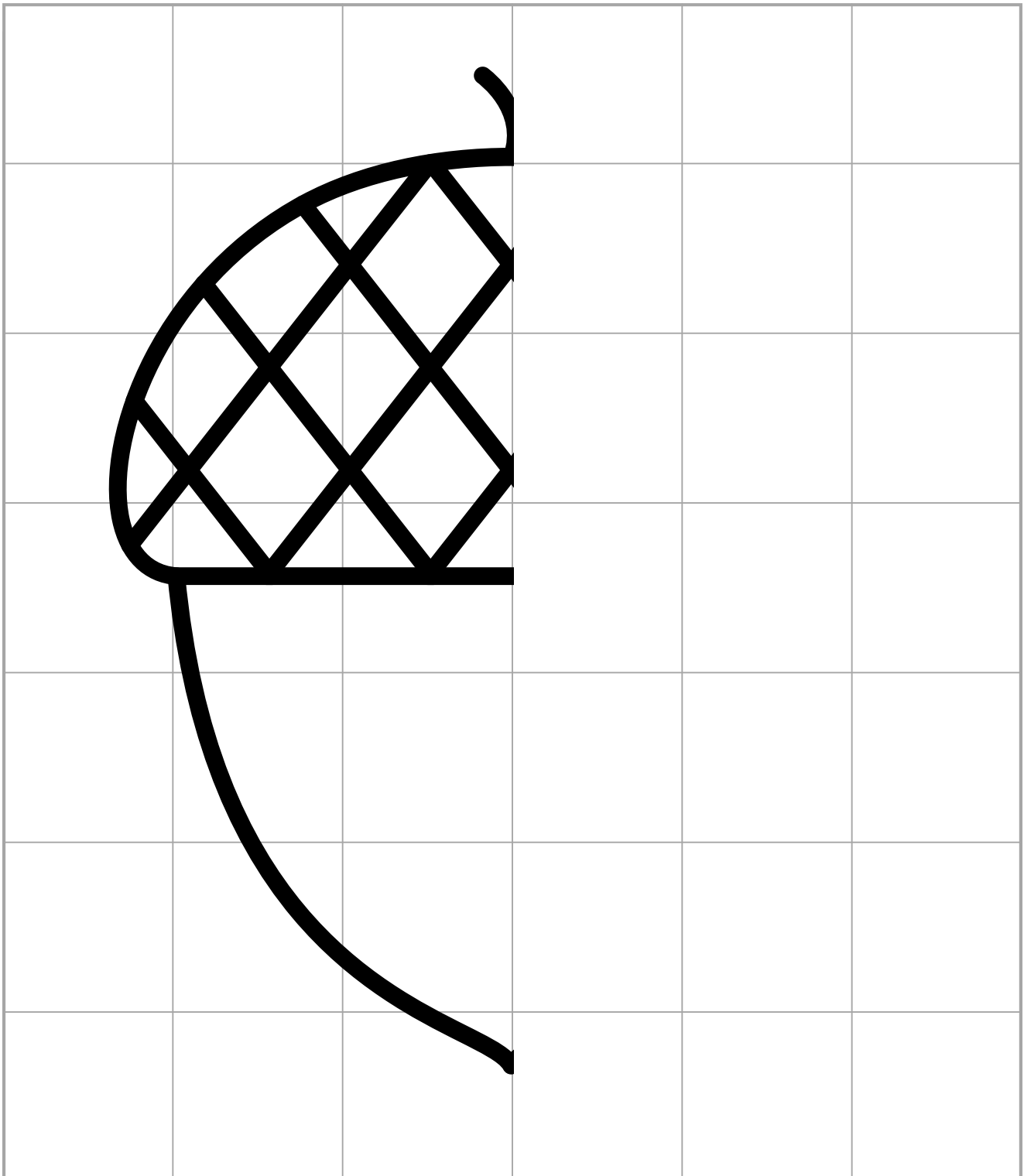
Use the grid to draw the other side of the image:



Name: \_\_\_\_\_

# AUTUMN SYMMETRY DRAWING


Use the grid to draw the other side of the image:



Name: \_\_\_\_\_

# Autumn Leaf

In the fall, the leaves of the tree change color. Can you give the leaves below a green, yellow, orange, red or brown color



Name \_\_\_\_\_

# AUTUMN VOCABULARY

Identify the pictures below. Use the word bank below to name each picture.



\_\_\_\_\_

.....


\_\_\_\_\_



\_\_\_\_\_

.....

\_\_\_\_\_



\_\_\_\_\_

.....

\_\_\_\_\_



\_\_\_\_\_

.....

\_\_\_\_\_

## Word Bank:

acorn	apple	mushroom	leaf
-------	-------	----------	------

Name \_\_\_\_\_

# AUTUMN VOCABULARY


Identify the pictures below. Use the word bank below to name each picture.



---

---

---



---

---

---



---

---

---



---

---


---

## Word Bank:

pie	deer	pumpkin	squirrel
-----	------	---------	----------

Name \_\_\_\_\_

# AUTUMN COUNTING









Find and count the following items.



Name \_\_\_\_\_

# AUTUMN COUNTING

Count the apples and circle the correct number.

	<div>5</div> <div>6</div> <div>7</div>		<div>5</div> <div>3</div> <div>4</div>
	<div>1</div> <div>2</div> <div>3</div>		<div>8</div> <div>7</div> <div>6</div>
	<div>2</div> <div>4</div> <div>3</div>		<div>2</div> <div>3</div> <div>4</div>



Name \_\_\_\_\_

# AUTUMN COLORING

Color the picture below.



Name \_\_\_\_\_

# AUTUMN COLORING

Color the picture below.

