

THANK YOU FOR YOUR Purchase!

I sincerely appreciate you spending your hard earned money on my products. And I'm so glad you found [CraftingJeannie](#). If you have any questions, suggestions or requests, please email me at Jeannie@craftingjeannie.com
Also, check out my blog & social media for freebies, ideas and printables:

[CraftingJeannie.com](#)

[Facebook](#)

[Instagram](#)

[Pinterest](#)

[Youtube](#)

TERMS OF USE

This product was created by [CraftingJeannie](#)

It's for PERSONAL USE ONLY. This item is also bound by copywrite laws and editing, redistributing, selling, or posting it (or any part thereof) on the internet is strictly forbidden and is an infringement of the Digital Millennium Copyright Act.

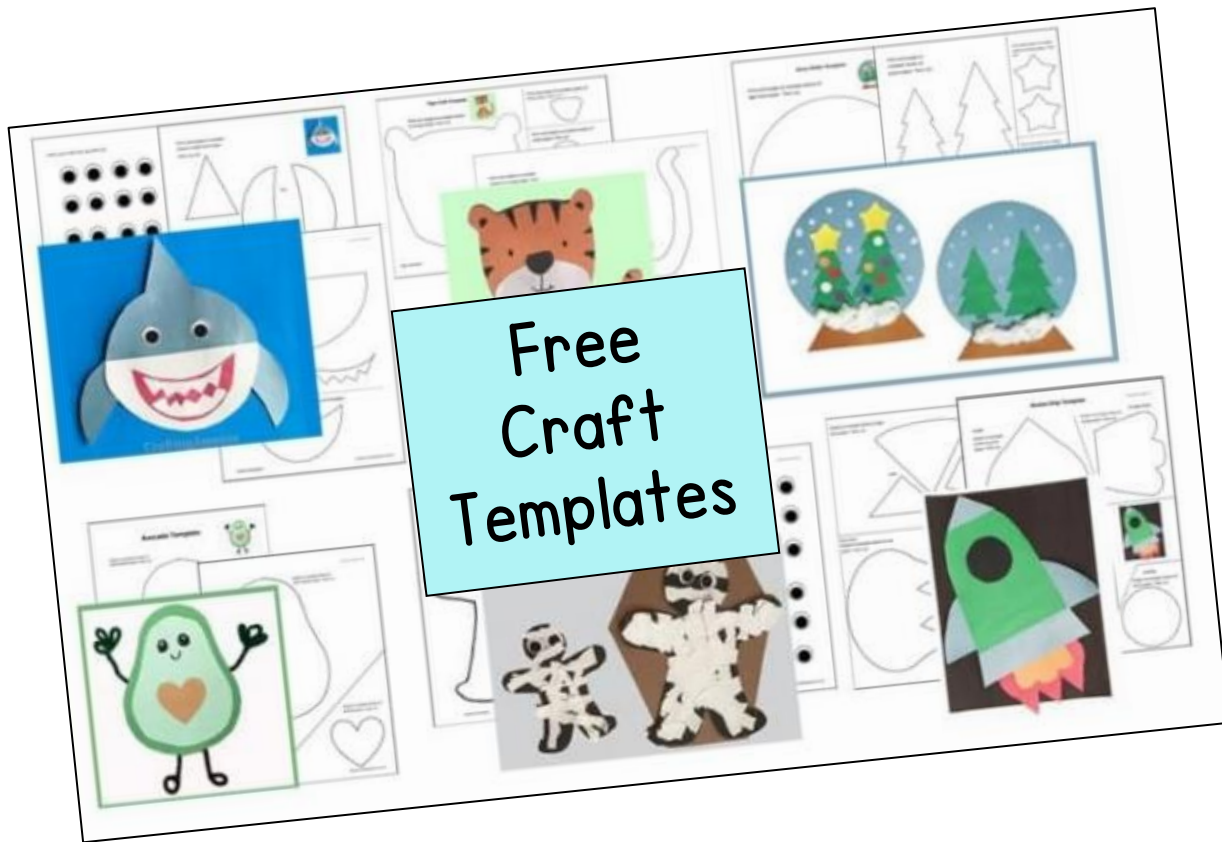
YOU CAN:	YOU CANNOT:
<ul style="list-style-type: none">• Use this item for your personal use (I.e. with kids at home)• Use this item for your classroom and/or with your students• Send friends to the original post so they can download a copy of their own	<ul style="list-style-type: none">• Post this PDF on any website• Link directly to this PDF• Give this item to others• Copy this item for use by others• Resell this file or any product that contains this content• Copy or modify any parts of this file



CraftingJeannie.com
Easy and fun kids crafts with *templates*



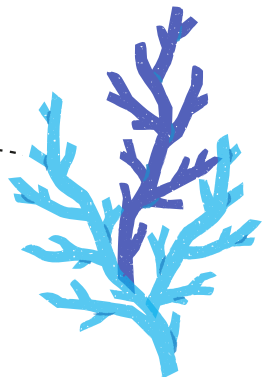
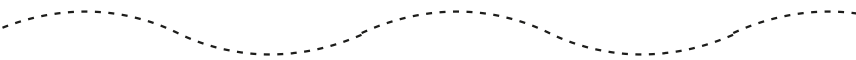




Want
FREE
Stuff?



Click here!
(CraftingJeannie.com)

Name: _____






Trace the lines



Name: _____

UNDER THE SEA


connect each picture with its other half








Name: _____

Find & Count

write the total number of each sea creature
in the boxes below:








Name _____

COMPLETE THE AABC PATTERN

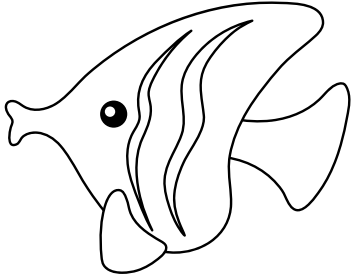
Look at the patterns below. Cut out the images at the bottom. Paste the image that comes next in each pattern.




Name: _____

Missing vowels


Fill in the missing vowels for each word:




f _ sh




s _ al




cr _ b



l _ bster



t _ rtle



sh _ rk

Word search

D	O	L	P	H	I	N	B
P	S	U	P	O	T	C	O
F	T	S	W	I	M	L	D
I	A	A	E	A	A	A	E
S	R	N	A	A	M	M	E
H	F	D	E	R	L	O	W
A	I	Y	S	C	Y	O	A
R	S	H	A	R	K	C	E
S	H	E	L	L	N	S	S

fish

clam

starfish

octopus

shell

seaweed

dolphin


swim


shark

seal


sand

sea







fish



turtle




shark




coral

Shark




Jellyfish




FISH SYMMETRY

Complete the picture by drawing the other half.




Name: _____

Help the octopus find his friend.



Start



Name: _____

Color by Number

Discover numbers in the picture and color the elements according to the instructions below.



green



blue




yellow



purple



gray



Name: _____

Color by Number

Discover numbers in the picture and color the elements according to the instructions below.



red




blue




yellow



green



white



Name: _____

Color by Number

Discover numbers in the picture and color the elements according to the instructions below.



blue



red



yellow



green




brown



Magic Fold

- Color the picture below.
- Cut in straight lines.
- Fold the dotted lines.

Step 1



Sample Fold

Step 2

