

THANK YOU FOR YOUR Purchase!

I sincerely appreciate you spending your hard earned money on my products. And I'm so glad you found [CraftingJeannie](#). If you have any questions, suggestions or requests, please email me at Jeannie@craftingjeannie.com
Also, check out my blog & social media for freebies, ideas and printables:

[CraftingJeannie.com](#)

[Facebook](#)

[Instagram](#)

[Pinterest](#)

[Youtube](#)

TERMS OF USE

This product was created by [CraftingJeannie](#)

It's for PERSONAL USE ONLY. This item is also bound by copywrite laws and editing, redistributing, selling, or posting it (or any part thereof) on the internet is strictly forbidden and is an infringement of the Digital Millennium Copyright Act.


YOU CAN:	YOU CANNOT:
<ul style="list-style-type: none">• Use this item for your personal use (I.e. with kids at home)• Use this item for your classroom and/or with your students• Send friends to the original post so they can download a copy of their own	<ul style="list-style-type: none">• Post this PDF on any website• Link directly to this PDF• Give this item to others• Copy this item for use by others• Resell this file or any product that contains this content• Copy or modify any parts of this file



CraftingJeannie.com
Easy and fun kids crafts with templates

Valentine Colors

Name _____



1 = red

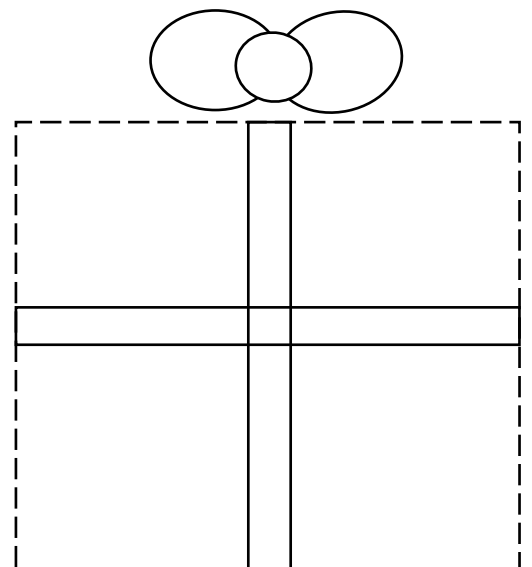


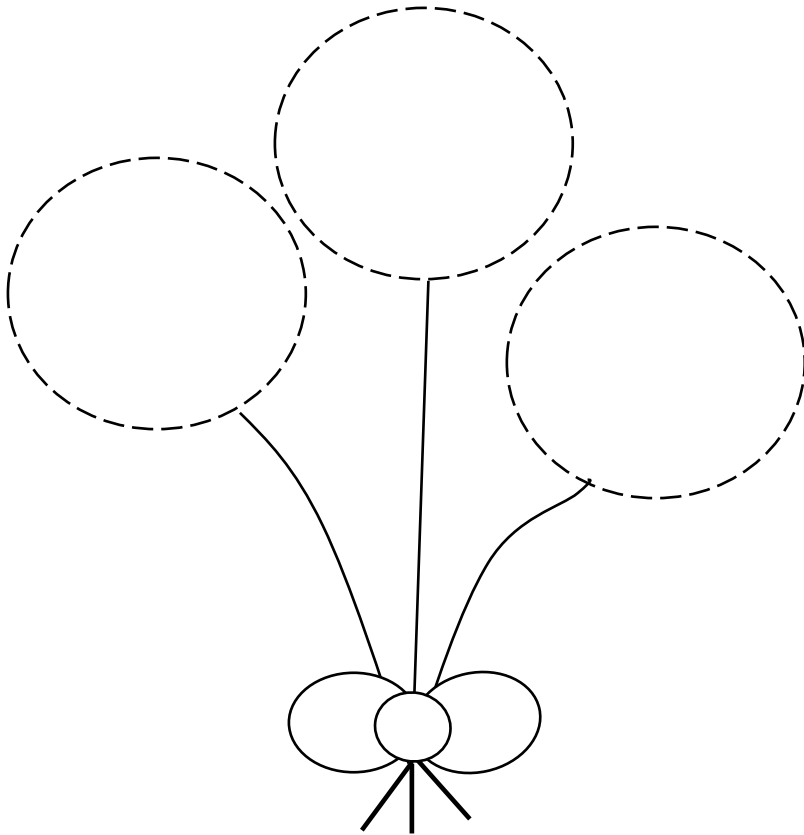
2 = blue

3 = purple

Trace the shapes. Can you say the shape as you draw it?


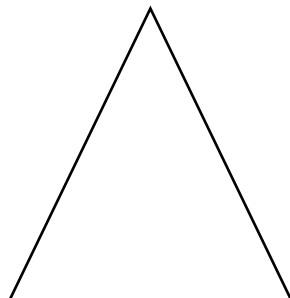



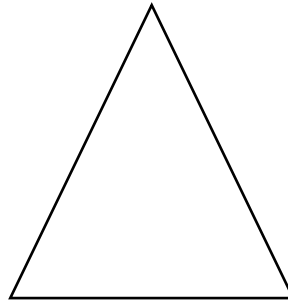





My name is _____


I can draw shapes!



Name _____


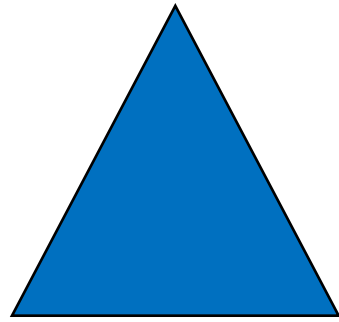


Color the shape that is the same as the first shape in each row





Name _____

Cut out the shapes on this page. Match the shapes on the Valentine and glue them in place!



Name: _____

Which one is different?













Name _____

What comes next?




Cut out the pictures and glue them in the correct spot.



Name _____

Which group has more?



Name _____

Trace the lines.





Name _____

Trace the lines.


























Cut on the lines.

Name _____



Name _____

Count and color the correct number of objects.

2	   
4	    
1	    
5	    
3	   

Draw a line to match the
emotion pictures.

Name _____



Surprised



Happy



Happy



Sad



Sad




Surprised



Name _____

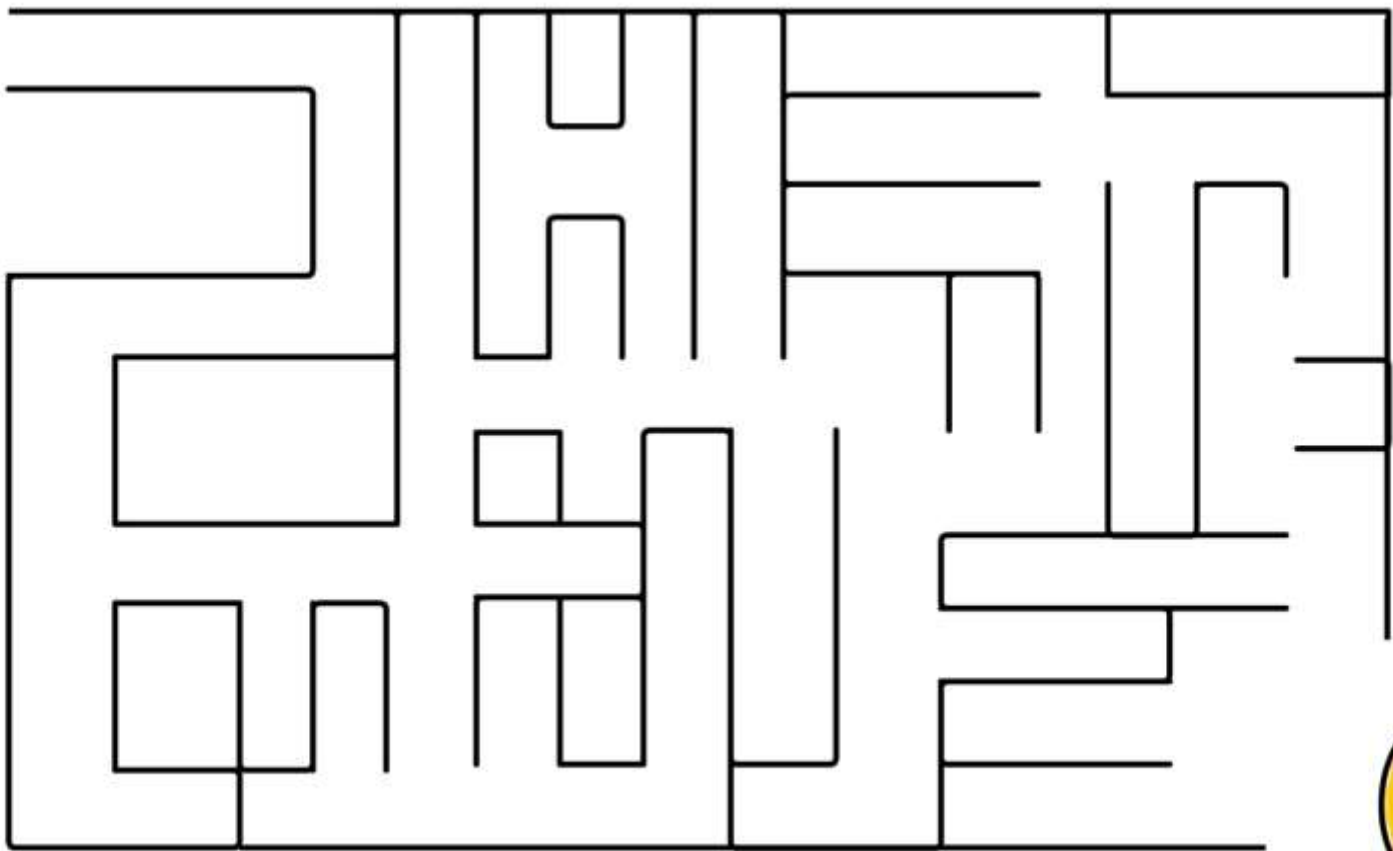
Start



Finish









Name _____



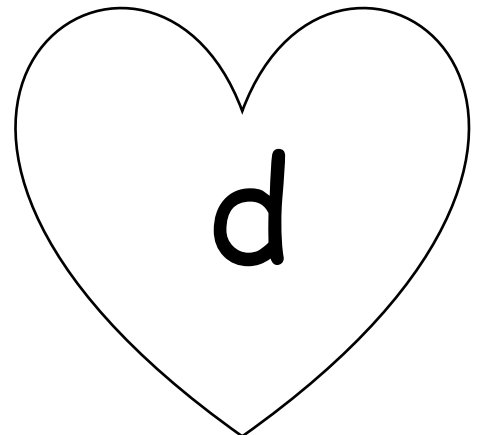




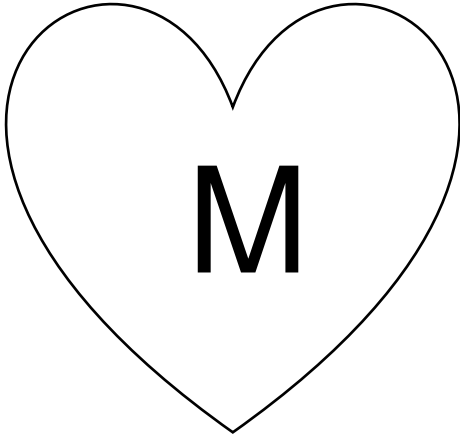
Name: _____

Draw a line from the uppercase letter to the lowercase letter.




Name _____

Draw a line from the uppercase letter to the lowercase letter.




Name _____

How Many Are There?




How Many?



Name _____

Letter Tracing



A	B	C	D	E
F	G	H	I	J
K	L	M	N	O
P	Q	R	S	T
U	V	W	X	Y
Z				

