

Want More Free Printables?

Go To: www.CraftingJeannie.com

I'm so glad you found [CraftingJeannie](http://www.CraftingJeannie.com). If you have any questions, suggestions or requests, please email me at Jeannie@craftingjeannie.com
Check out my blog & social media for freebies, ideas and printables:

[CraftingJeannie.com](http://www.CraftingJeannie.com)

[Facebook](https://www.facebook.com/CraftingJeannie)

[Instagram](https://www.instagram.com/CraftingJeannie)

[Pinterest](https://www.pinterest.com/CraftingJeannie)

[Youtube](https://www.youtube.com/CraftingJeannie)

TERMS OF USE

This product was created by [CraftingJeannie](http://www.CraftingJeannie.com).

It's for PERSONAL USE ONLY. This item is also bound by copywrite laws and editing, redistributing, selling, or posting it (or any part thereof) on the internet is strictly forbidden and is an infringement of the Digital Millennium Copyright Act.

YOU CAN:	YOU CANNOT:
<ul style="list-style-type: none">• Use this item for your personal use (I.e. with kids at home)• Use this item for your classroom and/or with your students• Send friends to the original post so they can download a copy of their own	<ul style="list-style-type: none">• Post this PDF on any website• Link directly to this PDF• Give this item to others• Copy this item for use by others• Resell this file or any product that contains this content• Copy or modify any parts of this file



[CraftingJeannie.com](http://www.CraftingJeannie.com)
Easy and fun kids crafts with *templates*



Corn Template

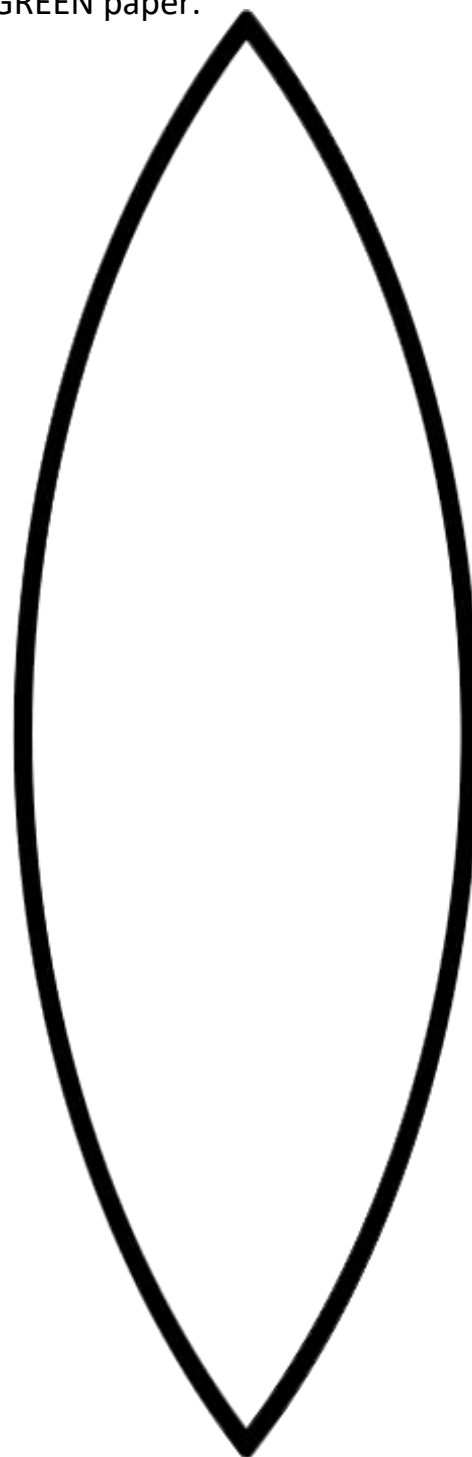

Corn Cob

Print and staple to multiple sheets of Yellow paper. Then cut.



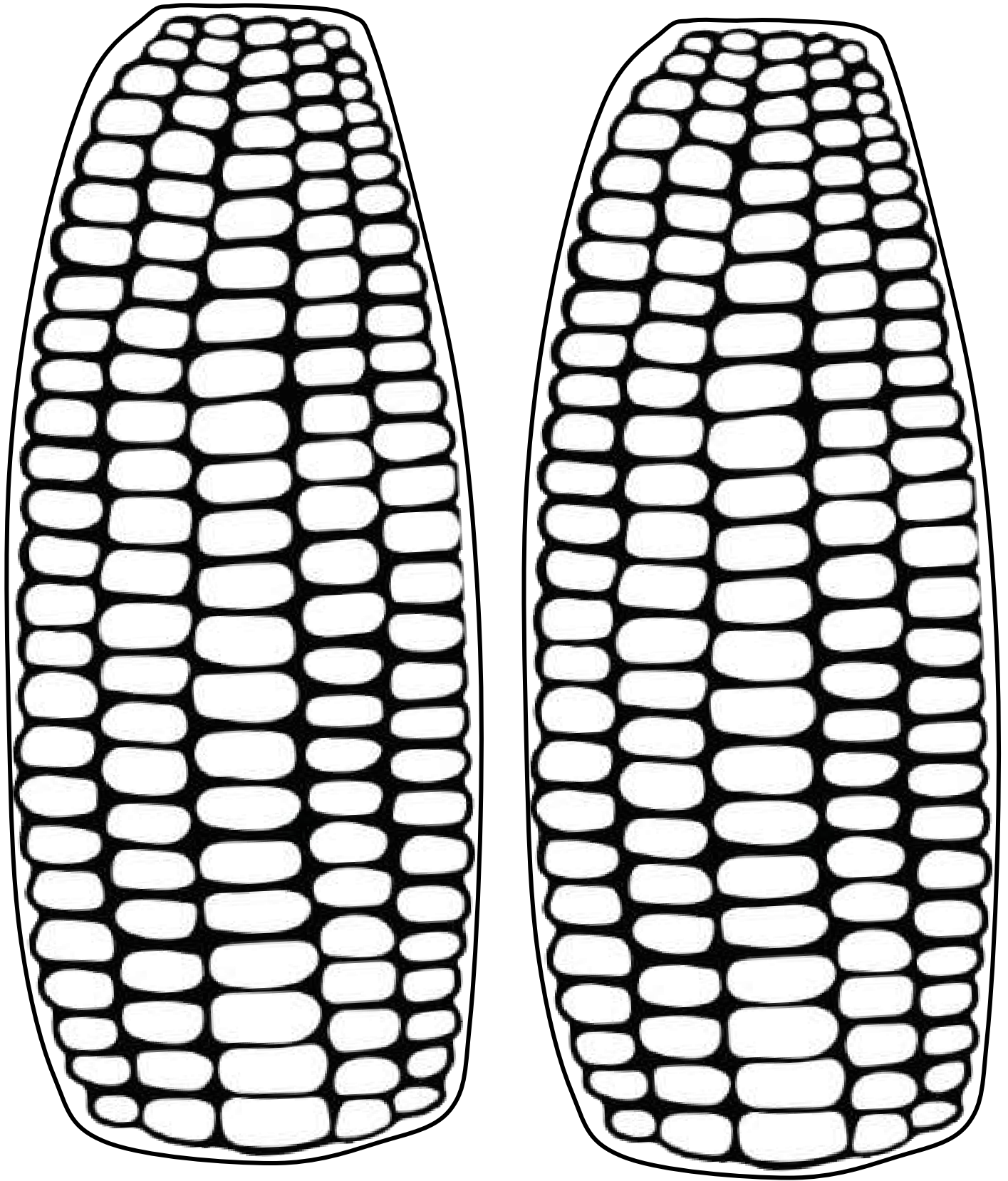
Leaves (you need 2)

Print and staple to multiple sheets of GREEN paper. Then cut.



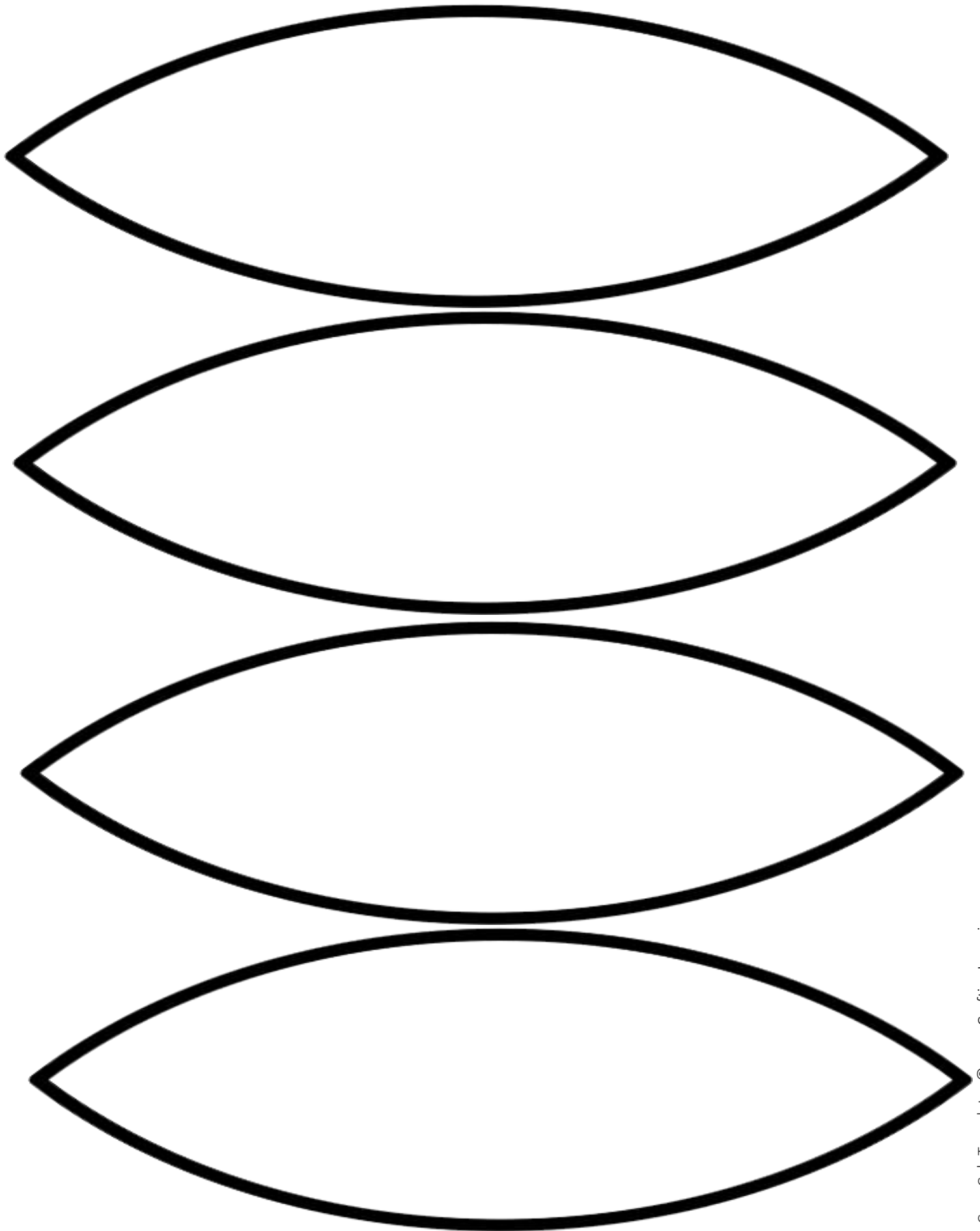
Corn Cobs

Print and staple to multiple sheets of YELLOW paper. Then cut. Or Print directly onto Yellow Paper



Leaves (you need 2 for each craft)

Print and staple to multiple sheets of GREEN paper. Or Print directly onto green paper Then cut.



Corn Cobs (without kernels)

Print and staple to multiple sheets of YELLOW paper. Then cut. - These work with just yellow paper.

