

# THANK YOU FOR YOUR Purchase!

I sincerely appreciate you spending your hard earned money on my products. And I'm so glad you found [CraftingJeannie](#). If you have any questions, suggestions or requests, please email me at [Jeannie@craftingjeannie.com](mailto:Jeannie@craftingjeannie.com)  
Also, check out my blog & social media for freebies, ideas and printables:

[CraftingJeannie.com](#)

[Facebook](#)

[Instagram](#)

[Pinterest](#)

[Youtube](#)

## TERMS OF USE

This product was created by [CraftingJeannie](#)

It's for PERSONAL USE ONLY. This item is also bound by copywrite laws and editing, redistributing, selling, or posting it (or any part thereof) on the internet is strictly forbidden and is an infringement of the Digital Millennium Copyright Act.

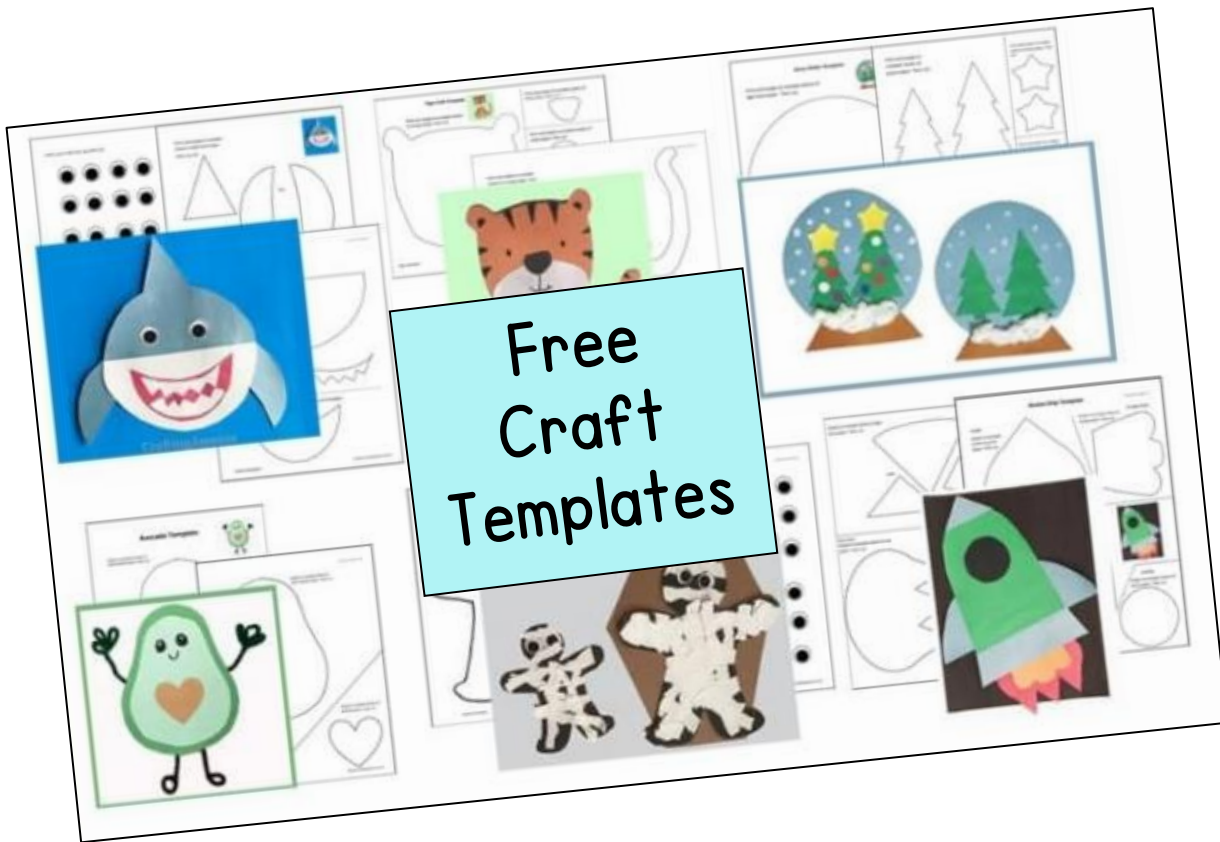
YOU CAN:	YOU CANNOT:
<ul style="list-style-type: none"><li>• Use this item for your personal use (I.e. with kids at home)</li><li>• Use this item for your classroom and/or with your students</li><li>• Send friends to the original post so they can download a copy of their own</li></ul>	<ul style="list-style-type: none"><li>• <b>Post this PDF on any website</b></li><li>• <b>Link directly to this PDF</b></li><li>• Give this item to others</li><li>• Copy this item for use by others</li><li>• Resell this file or any product that contains this content</li><li>• Copy or modify any parts of this file</li></ul>



[CraftingJeannie.com](#)  
Easy and fun kids crafts with *templates*



Want  
FREE  
Stuff?






**Click here!**  
**(CraftingJeannie.com)**

Name: \_\_\_\_\_

## Find My Shadow

















Draw a line from the object to the correct shadow.

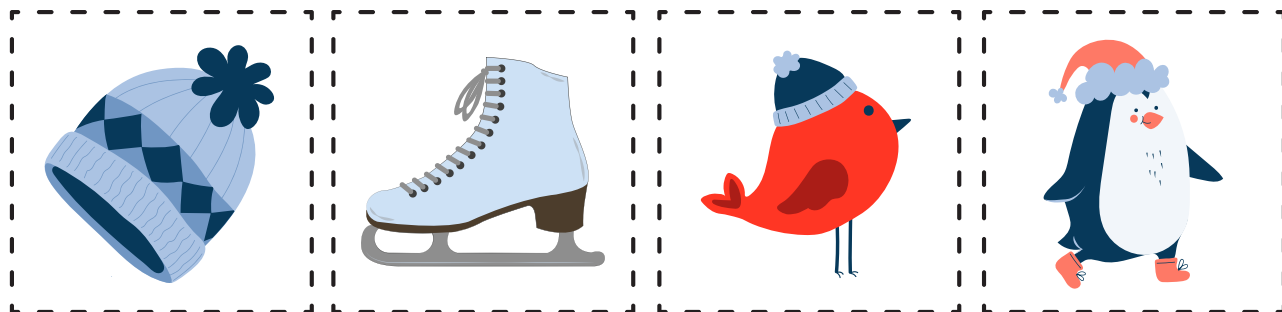


Name: \_\_\_\_\_

## What Comes Next? - Winter

Cut out the images at the bottom. Paste the image that comes next in each pattern.


   	
   	
   	
   	



Name: \_\_\_\_\_

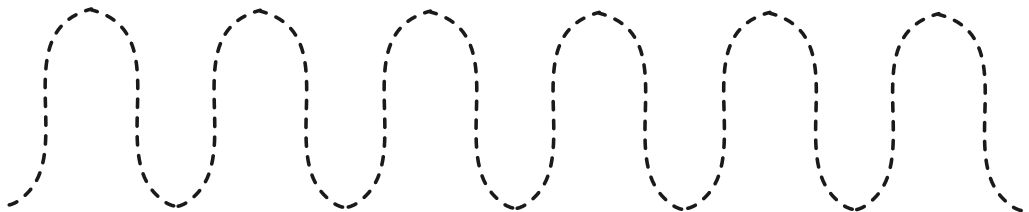
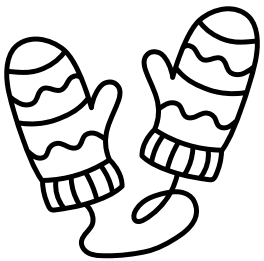
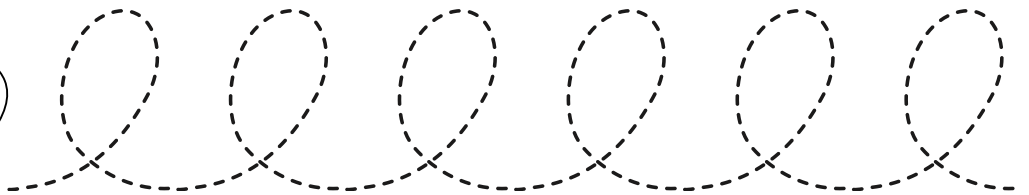

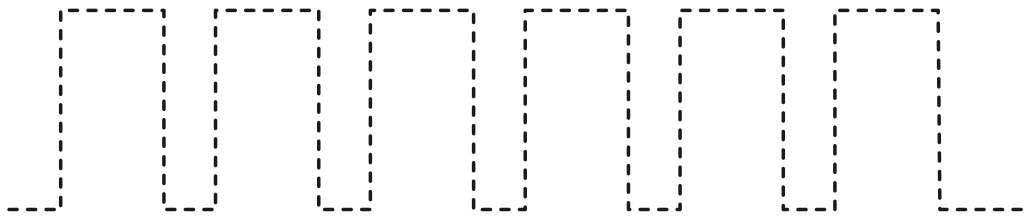

# LINE TRACING

Carefully trace the lines and then color the winter hat.



Name: \_\_\_\_\_

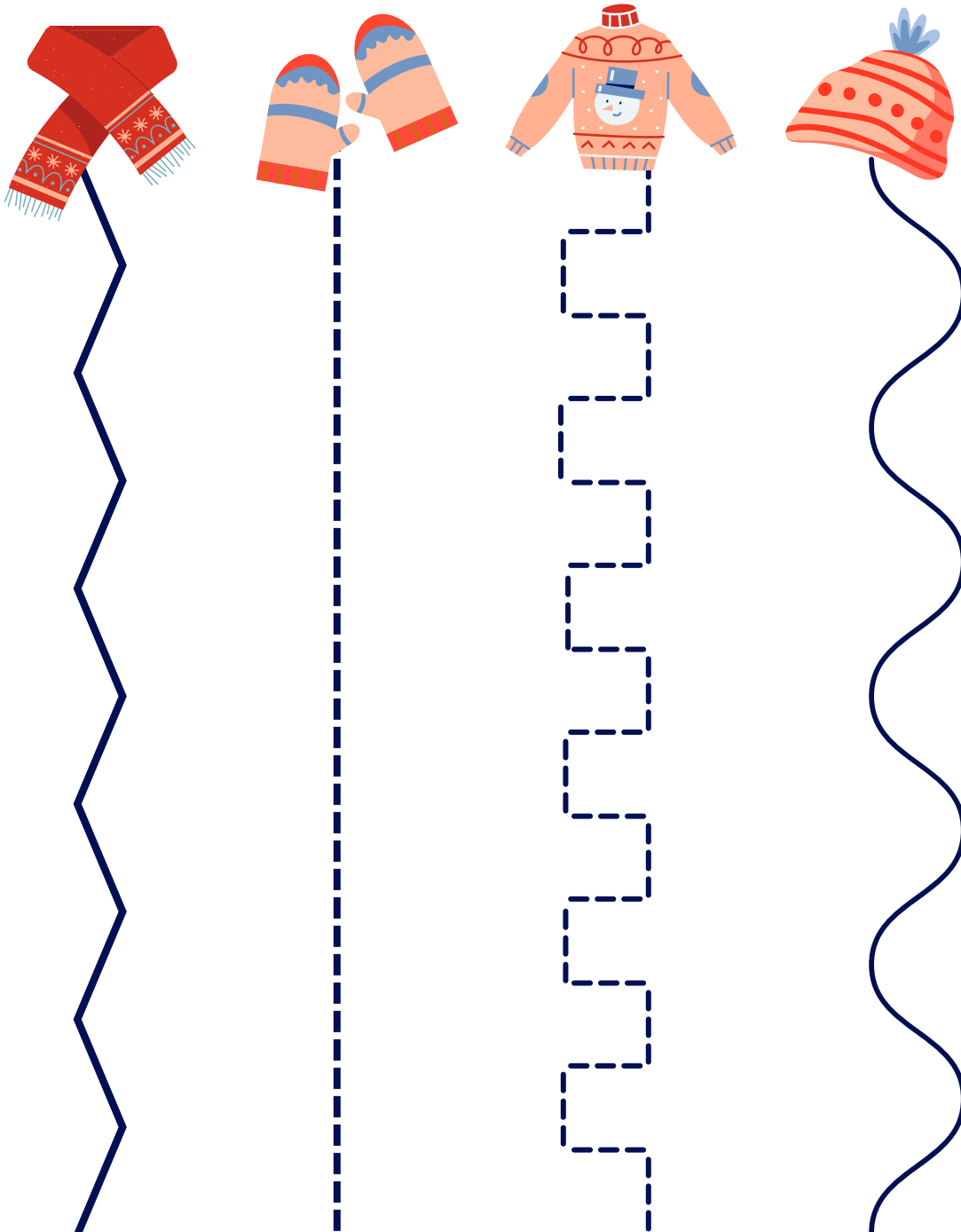
# Trace the lines



Name: \_\_\_\_\_

# WINTER SCISSORS SKILLS
































Carefully practice your scissors skill by cutting  
from the bottom to the winter clothes.



Name: \_\_\_\_\_

# Winter Patterns

Can you complete each Winter Pattern? Cut and glue













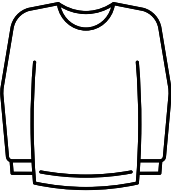









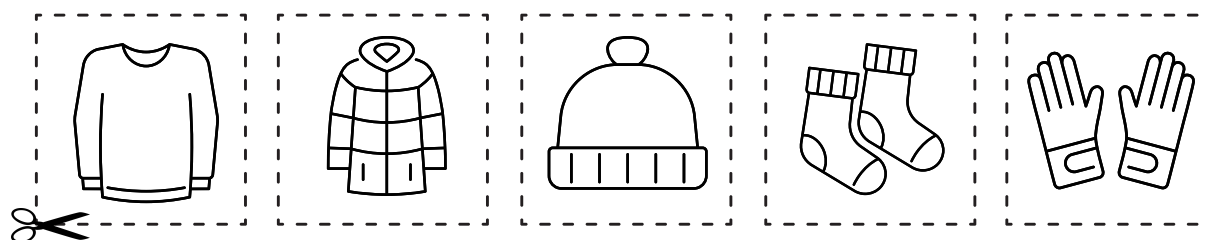
				
---	---	---	--	---

Name: \_\_\_\_\_

# What Comes Next?

Color, cut & paste the winter AB Patterns below to complete the patterns on the left.

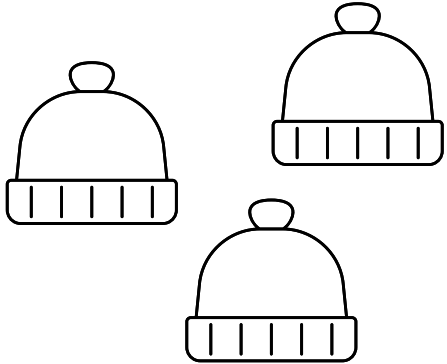
				
				
				
				
				



Name: \_\_\_\_\_


# WINTER COUNTING

How many are there? Color the correct number.



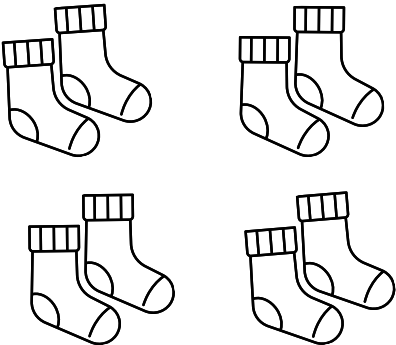
Three winter hats are shown in a box. Below the box are three circles containing the numbers 3, 1, and 2.

3 1 2




Four pairs of mittens are shown in a box. Below the box are three circles containing the numbers 3, 2, and 5.

3 2 5



Four pairs of socks are shown in a box. Below the box are three circles containing the numbers 4, 1, and 3.


4 1 3



One winter jacket is shown in a box. Below the box are three circles containing the numbers 1, 2, and 3.

1 2 3

Name: \_\_\_\_\_



# Trace the Letters




A B C D E

F G H I J K


L M N O P

Q R S T U

V W X Y Z



Name: \_\_\_\_\_



Aa Bb Cc Dd


Ee Ff Gg Hh

Ii Jj Kk Ll

Mm Nn Oo Pp

Qq Rr Ss Tt

Uu Vv Ww Xx


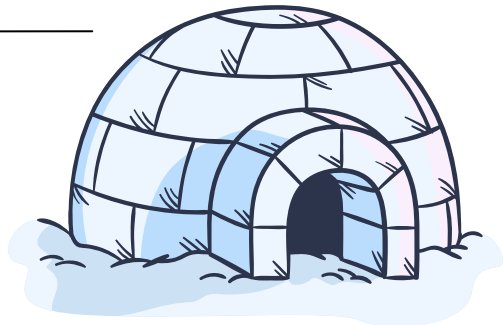


Yy Zz

Name: \_\_\_\_\_

# Winter Maze




Help child reach the igloo.



Name: \_\_\_\_\_

# How many?


Count the winter objects and write the numbers (1-10) in the box



Name: \_\_\_\_\_

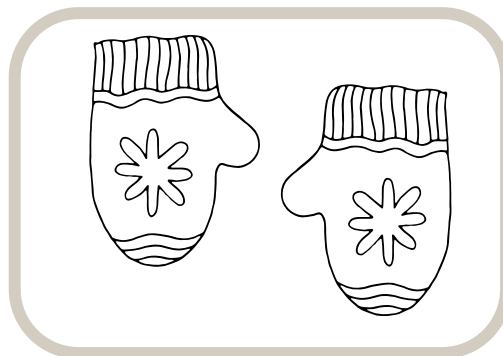
## Winter Words Scramble

Correct the word. Then color in each image.



CARSF

\_\_\_\_\_




TTENMIS

\_\_\_\_\_



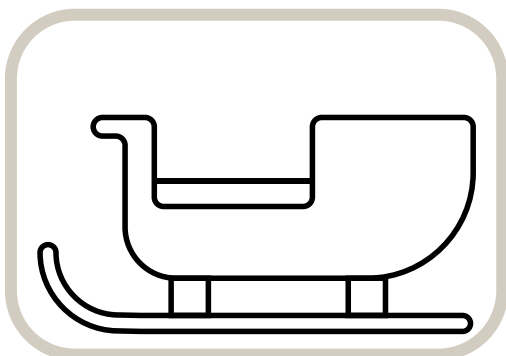
MANWNOS

\_\_\_\_\_



THA

\_\_\_\_\_



EDSL

\_\_\_\_\_




OTH HCOCOALET

\_\_\_\_\_

Name: \_\_\_\_\_

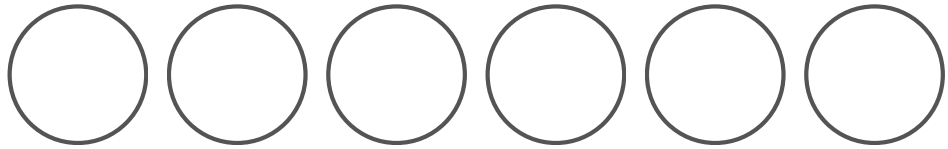


# Do-a-Dot

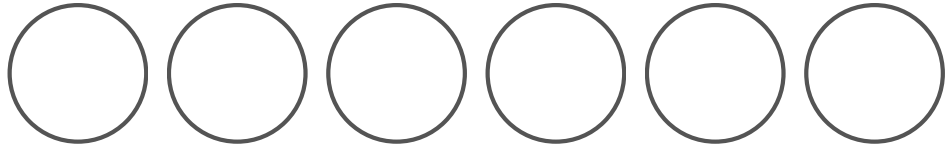


Count and mark the exact number of circles.

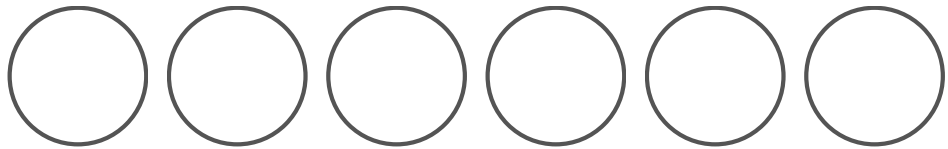
1



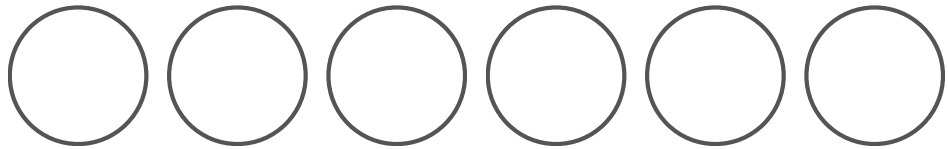
6



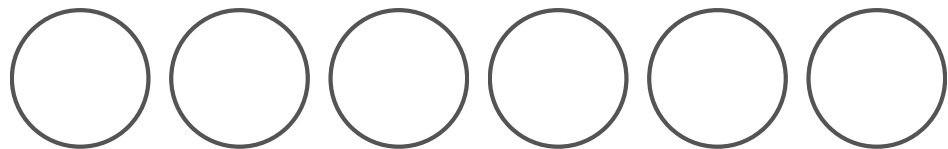
3



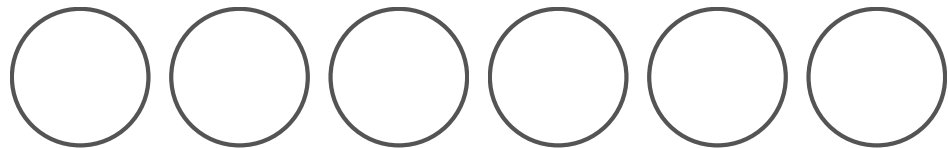
6



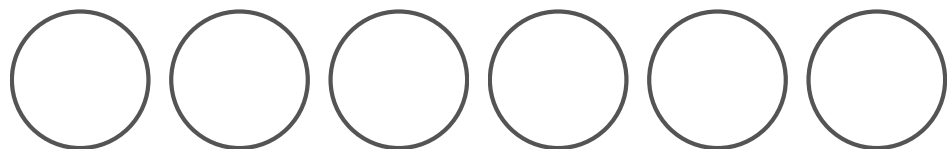
2



4



5



Name:

# LET'S COUNT IN WINTER!


Count and write your answers in the chart below



Name:

# LET'S COUNT!

**Count and write your answers in the chart below**



11




11



7

Name: \_\_\_\_\_



Name: \_\_\_\_\_

# Wonderful Winter

Circle the winter months

January

May

August

February

October

June

Types of weather you  
might see in winter

Name an animal that  
hibernates during winter

Decorate the snowman



Name an activity you like  
to do in the winter

Name: \_\_\_\_\_



# Winter Word Search

Can you find the words hidden in the puzzle?



C	S	N	O	W	C	S	O	C	O	L	D
H	N	L	P	M	H	C	O	L	T	U	U
J	O	I	C	I	U	A	O	F	I	R	S
S	W	E	A	T	E	R	O	L	C	I	N
N	B	Y	M	T	S	F	N	A	D	C	O
G	A	J	U	E	F	O	C	K	I	K	W
L	L	B	M	N	T	T	E	E	S	O	M
E	L	D	B	S	K	I	I	N	G	T	A
R	R	P	R	N	S	E	C	T	S	E	N
F	R	E	E	Z	E	C	T	O	R	I	S
D	F	C	O	N	F	O	V	L	A	K	N
H	O	T	C	H	O	C	O	L	A	T	E

SNOWMAN

SNOW

SWEATER

SKIING

SNOWBALL

COLD

SCARF

FLAKE

HOT CHOCOLATE

COAT

MITTENS

FREEZE